

Annual report^[2]

2020/21



IMPROVING LIVES THROUGH DATA ECOSYSTEMS



stats sa

Department:
Statistics South Africa
REPUBLIC OF SOUTH AFRICA



Statistics South Africa
Private Bag X44
Pretoria
0001

Koch Street, Salvokop
Pretoria
0002

User Information Services: 012 310 8600
Main switchboard: 012 310 8911

Website: www.statssa.gov.za
Email: info@statssa.gov.za

Annual Report 2020/21

Book 2

Statistics South Africa, 2021
Risenga Maluleke, Statistician-General

Annual Report 2020/2021: Performance information (Book 2) / Statistics South Africa

Published by Statistics South Africa, Private Bag X44, Pretoria 0001

© Statistics South Africa, 2021

Users may apply or process this data, provided Statistics South Africa (Stats SA) is acknowledged as the original source of the data; that it is specified that the application and/or analysis is the result of the user's independent processing of the data; and that neither the basic data nor any reprocessed version or application thereof may be sold or offered for sale in any form whatsoever without prior permission from Stats SA.

Annual Report 2020/2021: Performance information (Book 2) / Statistics South Africa. Pretoria: Statistics South Africa, 2021
96pp.

ISBN: 978-0-621-49499-0

RP: 175/2021

i. Annual reports – Statistics South Africa

ii. Series

(LCSH 16)

A complete set of Stats SA publications is available at Stats SA Library and the following libraries:

National Library of South Africa, Pretoria Division

National Library of South Africa, Cape Town Division

Library of Parliament, Cape Town

Bloemfontein Public Library

Natal Society Library, Pietermaritzburg

Johannesburg Public Library

Eastern Cape Library Services, King William's Town

Central Regional Library, Polokwane

Central Reference Library, Mbombela

Central Reference Collection, Kimberley

Central Reference Library, Mmabatho

This report is available on the Stats SA website: www.statssa.gov.za

Copies are obtainable from: Reprographics, Statistics South Africa

Tel: 012 310 8619

012 310 8161

Email: millies@statssa.gov.za

1 Introduction

2 Report per programme on changes to original work programme (Table 1)

3	Programme 1: Administration	23	Programme 5: Statistical Support and Informatics
5	Programme 2: Economic Statistics	26	Programme 6: Statistical Operations and Provincial Coordination
17	Programme 3: Population and Social Statistics	28	Programme 7: South African National Statistics System
21	Programme 4: Methodology and Statistical Infrastructure		

30 Report per programme on re-tabled work programme (Table 2)

31	Programme 1: Administration	74	Programme 5: Statistical Support and Informatics
39	Programme 2: Economic Statistics	78	Programme 6: Statistical Operations and Provincial Coordination
58	Programme 3: Population and Social Statistics	81	Programme 7: South African National Statistics System
70	Programme 4: Methodology and Statistical Infrastructure		

87 List of abbreviations and acronyms

SUBMISSION OF THE REPORT TO THE EXECUTIVE AUTHORITY

Minister Mondli Gungubele,

It is my pleasure to submit the 2020/21 Annual Report of Statistics South Africa for the period 1 April 2020 to 31 March 2021, in compliance with section 7(2)(c) of the Statistics Act, 1999 (Act No. 6 of 1999), section 40(1) and (3) of the Public Finance Management Act, 1999 (Act No. 1 of 1999), and in accordance with section 18 of the Treasury Regulations.

A handwritten signature in black ink, appearing to read 'R. Maluleke', with a stylized flourish at the end.

Risenga Maluleke

Statistician-General

STATEMENT OF RESPONSIBILITY FOR PERFORMANCE INFORMATION FOR THE YEAR ENDED 31 MARCH 2021

The Accounting Officer is responsible for the preparation of the department's performance information and for the judgements made in this information.

The Accounting Officer is responsible for establishing and implementing a system of internal control designed to provide reasonable assurance as to the integrity and reliability of performance information.

In my opinion, the performance information fairly reflects the performance information of the department for the financial year ended 31 March 2021.

A handwritten signature in black ink, appearing to read 'Risenga Maluleke', with a stylized, cursive script.

Risenga Maluleke

Statistician-General (Accounting Officer)

1. INTRODUCTION

The Annual Report of Statistics South Africa (Stats SA) is an integral part of financial and non-financial reporting with the intention of promoting accountability and transparency. For the 2020/21 financial year, Stats SA is presenting its financial and non-financial information in two parts in order to improve cost-efficiency in the production of the report. The two parts consist of:

Book 1 provides general information, summary performance information, governance, human resource management information and detailed financial information. Book 1 provides an overview of the organisational performance, achievements and challenges, and a detailed account of the financial performance and position of the organisation. The Auditor-General's findings are included in this book. Book 1 is available in both print and electronic formats, and is accessible on the Stats SA website: www.statssa.gov.za

Book 2 provides a detailed account of performance information in tabular format in relation to the Strategic Plan and Work Programme as prescribed by the Department of Planning, Monitoring and Evaluation (DPME) in the Annual Report Guide for national and provincial departments. Book 2 is available in electronic format and on the Stats SA website: www.statssa.gov.za

REPORT ON CHANGES TO THE ORIGINAL WORK PROGRAMME AND PROGRESS AS AT 30 JUNE 2020

(TABLE 1)

Revision and re-tabling of the 2020/21 Work Programme

The impact of the COVID-19 national state of disaster and the nation-wide lockdown necessitated the alignment of government planning and non-financial performance reporting processes, in order to respond to the COVID-19 pandemic and continued service delivery in the 2020/21 financial year.

In alignment with the 2020/21 adjustment budget process, national institutions were expected to revise and re-table the 2020/21 Annual Performance Plan (APP) and 2020/25 Strategic Plans (where required). The purpose of the re-tabling of these plans was to incorporate the interventions and the adjusted 2020/21 budget allocations in response to the COVID-19 pandemic and to prioritise government programmes and projects for continued service delivery. This intervention was intended to support transparency and accountability in the implementation of the adjusted 2020/21 budget, which includes the various stimulus packages released to the economy and for the delivery of services in response to the COVID-19 pandemic.

Circular 02 of 2020 dated 20/05/2020 and issued by the DPME provided guidance on the revision and re-tabling of the 2020/25 Strategic Plans and the 2020/21 Annual Performance Plans. In compliance with this circular, Stats SA presented and tabled a revised APP in July 2020. Stats SA's original Work Programme (WP) contained 105 indicators and 348 targets. The revised WP contained 109 indicators and 342 targets.

The table below reports on changed outcomes, outputs, output indicators, targets and actual achievements per programme as tabled in the original Work Programme, as at 30 June 2020.

1.1 Programme 1: Administration

Programme purpose: Provides strategic leadership, management and support services to the department.

Subprogrammes:

Departmental Management provides strategic leadership and management services to the department, including: executive and project support services; strategic management and organisational development services; and risk, anti-corruption and integrity management services.

Corporate Services is responsible for providing a legal advisory service to the department and efficient facilities, security and logistical services. Provides human resource management and development support services and promotes sound human management principles in line with the Public Service Act and other applicable labour legislations.

Financial Management Services provides financial, asset and procurement support services to the department; it promotes financial practices for good governance and administration in line with the Public Finance Management Act (PFMA).

Internal Audit provides an independent audit service to the department; it assists management in improving internal controls, risk management and governance by providing independent risk-based assurance services, as well as advisory services as required by the Public Finance Management Act.

Office Accommodation provides a secure and healthy working environment for employees and stakeholders.

Response to prioritising women, youth and persons with disabilities: Employment equity targets in the HRMD subprogramme focussed on increasing numbers of youth, women in SMS, and people with disabilities. Due to financial constraints and the COVID-19 pandemic, targets were not achieved as scheduled.

Programme 1 contained a total of **15** indicators and **15** targets in the original Work Programme tabled in March 2020. The re-tabled Work Programme contained a total of **17** indicators and **19** targets. There were no targets scheduled and no targets achieved in the 1st quarter. Only the indicators and targets that have been impacted are listed in Table 1. The details of amendments to the performance indicators and targets are reported in the table below:

WP No.	Outcome	Output	Output indicator	Audited actual performance: 2018/19	Audited actual performance: 2019/20	Planned annual target: 2020/21	Actual achievement as at 30/06/2020	Deviation from planned target to actual achievement 2020/21	Reasons for deviations	Reasons for revisions to the outputs/ output indicators/ annual targets
--------	---------	--------	------------------	-------------------------------------	-------------------------------------	--------------------------------	-------------------------------------	---	------------------------	---

Programme 1: Administration: (Subprogramme: Strategy, Operations and Organisational Development)

2.2	Agile operating model	Business process management institutionalised	Percentage of business processes mapped			50% of business processes mapped for CAPI (To-Be) by March 2021	Not scheduled for Q1	Removed target	Re-tabled work programme	COVID-19 pandemic
2.3	Transformed capability	Transformation and change agenda	Transformation and change agenda realigned	Compiled transformation programme	Implemented Transformation and Change Agenda (Phase 1)	1 transformation and change agenda realigned to the new strategy by July 2020	Not scheduled for Q1	Changed target date from July to September 2021	Re-tabled work programme	COVID-19 pandemic

Programme 1: Administration: (Subprogramme: Risk, Anti-corruption and Integrity Management)

3.1	Transformed capability	Integration of risk management information system	Proposal on integration of risk management information system compiled			1 proposal on integration of risk management information system compiled by March 2021	Not scheduled for Q1	Removed target	Re-tabled work programme	COVID-19 pandemic
-----	------------------------	---	--	--	--	--	----------------------	----------------	--------------------------	-------------------

Programme 1: Administration: (Subprogramme: Human Resource Management and Development)

4.1	Transformed capability	Report on the institutionalisation of talent management	Talent management institutionalised	Succession planning was not implemented	The institutionalisation of talent management (rotation planning) was not completed	1 report on talent management institutionalised compiled by March 2021	Not scheduled for Q1	Removed target	Re-tabled work programme	COVID-19 pandemic
-----	------------------------	---	-------------------------------------	---	---	--	----------------------	----------------	--------------------------	-------------------

1.2 Programme 2: Economic Statistics

Programme purpose: Produces economic statistics to inform evidence-based economic development.

Subprogrammes:

Business Cycle Indicators provides information on turnover and volumes in various industries in the economy through the publication of monthly, quarterly and annual statistical releases covering: Mining and quarrying; Manufacturing; Electricity, gas and water; Construction; Trade; and Transport.

Structural Industry Statistics provides periodic information on the income and expenditure structure of industries by publishing periodic statistical information. The periodic large sample surveys focus on collecting information relating to the structure of different industries.

Price Statistics provides information on the level of inflation by producing the consumer price index and various producer price indices; thus measuring changes in the prices of a basket of goods and services purchased by South African households and prices of a basket of commodities at producer level each month.

Private Sector Financial Statistics tracks the financial performance of private sector organisations. Financial performance and the financial position of private sector and public sector enterprises are provided through a series of quarterly and annual publications, focusing on selected industries.

Government Financial Statistics tracks public sector spending. The income and expenditure information of government is provided through a series of publications focusing on all levels of government. It also details financial and non-financial statistics of municipalities (quarterly and annually).

National Accounts produces GDP data and other integrative statistical products; provides information on dynamics of the economy, which are reported through quarterly and annual estimates of national accounts, based on a series of supply and use tables.

Response to prioritising women, youth and persons with disabilities: Not applicable.

Programme 2 contained a total of **34** indicators and **238** targets in the original Work Programme tabled in March 2020. The re-tabled Work Programme contained a total of **35** indicators and **233** targets. The impact was mainly on the timely release of publications, which resulted in the adjustment of indicators and target dates. Only the indicators and targets that have been impacted are listed in Table 1. Details of amendments to performance indicators and targets are reported in the table below:

WP No.	Outcome	Output	Output indicator	Audited actual performance: 2018/19	Audited actual performance: 2019/20	Planned annual target: 2020/21	Actual achievement as at 30/06/2020	Deviation from planned target to actual achievement 2020/21	Reasons for deviations	Reasons for revisions to the outputs/ output indicators/ annual targets
--------	---------	--------	------------------	-------------------------------------	-------------------------------------	--------------------------------	-------------------------------------	---	------------------------	---

Programme 2: Economic Statistics: (Subprogramme: Business Cycle Indicators)

8.1	Insightful data	Statistical information on business cycle indicators	Number of releases on mining: production and sales published, 2 nd Thursday of the month	Published monthly releases on mining: production and sales	Published monthly releases on mining: production and sales	12 monthly releases on mining: production and sales published as scheduled	Published 3 releases on mining: production and sales in Q1	Published 1 release as scheduled and 2 releases later than scheduled in Q1	Due to impact of national lockdown restrictions on data collection Changed output indicator in the re-tabled work programme	COVID-19 pandemic
8.2			Number of releases on manufacturing: production and sales published, 6 weeks after the reference month	Published monthly releases on manufacturing: production and sales	Published monthly releases on manufacturing: production and sales	12 monthly releases on manufacturing: production and sales published as scheduled	Published 2 releases on manufacturing: production and sales in Q1	Published 2 releases later than scheduled in Q1 and 1 release later than scheduled in Q2	Due to impact of national lockdown restrictions on data collection Changed output indicator in the re-tabled work programme	COVID-19 pandemic
8.3			Number of releases on manufacturing: utilisation of production capacity by large enterprises published, 10 weeks after the reference month	Published quarterly releases on manufacturing: utilisation of production capacity by large enterprises	Published quarterly releases on manufacturing: utilisation of production capacity by large enterprises	4 quarterly releases on manufacturing: utilisation of production capacity by large enterprises published as scheduled	Published 1 release on manufacturing: utilisation of production capacity in Q1	Published 1 release later than scheduled in Q1	Due to impact of national lockdown restrictions on data collection Changed output indicator in the re-tabled work programme	COVID-19 pandemic

WP No.	Outcome	Output	Output indicator	Audited actual performance: 2018/19	Audited actual performance: 2019/20	Planned annual target: 2020/21	Actual achievement as at 30/06/2020	Deviation from planned target to actual achievement 2020/21	Reasons for deviations	Reasons for revisions to the outputs/ output indicators/ annual targets
--------	---------	--------	------------------	-------------------------------------	-------------------------------------	--------------------------------	-------------------------------------	---	------------------------	---

Programme 2: Economic Statistics: (Subprogramme: Business Cycle Indicators)

8.4	Insightful data	Statistical information on business cycle indicators	Number of releases on electricity generated and available for distribution published, 1 st Thursday of the month	Published monthly releases on generation and consumption of electricity	Published monthly releases on generation and consumption of electricity	12 monthly releases on electricity generated and available for distribution published as scheduled	Published 2 releases on electricity generated and available for distribution in Q1	Published 2 releases later than scheduled in Q1 and 1 release later than scheduled in Q2	Due to impact of national lockdown restrictions on data collection Changed output indicator in the re-tabled work programme	COVID-19 pandemic
8.5			Number of releases on selected building statistics of the private sector as reported by local government institutions published, 3 rd Thursday of the month	Published monthly releases on building plans passed	Published monthly releases on building plans passed	12 monthly releases on selected building statistics of the private sector as reported by local government institutions published as scheduled	Published 1 release on selected building statistics of the private sector in Q1	Published 1 release later than scheduled in Q1 and 2 releases later than scheduled in Q2	Due to impact of national lockdown restrictions on data collection Changed output indicator in the re-tabled work programme	COVID-19 pandemic
8.7		Statistical information on business cycle indicators	Number of reports on building statistics published, 20 months after year-end report	Published 2016 annual report on buildings completed	Published annual report on 2017 completed buildings	1 annual report for 2018 on building statistics published by August 2020	Not scheduled for Q1		Target due in Q2 Changed output indicator in the re-tabled work programme	COVID-19 pandemic

WP No.	Outcome	Output	Output indicator	Audited actual performance: 2018/19	Audited actual performance: 2019/20	Planned annual target: 2020/21	Actual achievement as at 30/06/2020	Deviation from planned target to actual achievement 2020/21	Reasons for deviations	Reasons for revisions to the outputs/ output indicators/ annual targets
--------	---------	--------	------------------	-------------------------------------	-------------------------------------	--------------------------------	-------------------------------------	---	------------------------	---

Programme 2: Economic Statistics: (Subprogramme: Business Cycle Indicators)

8.8	Insightful data	Statistical information on business cycle indicators	Number of releases on retail trade sales published, 7 weeks after the reference month	Published monthly releases on retail trade sales	Published monthly releases on retail trade sales	12 monthly releases on retail trade sales published as scheduled	Published 2 releases on retail trade sales in Q1	Published 2 releases later than scheduled in Q1 and 1 release later than scheduled in Q2	Due to impact of national lockdown restrictions on data collection Changed output indicator in the re-tabled work programme	COVID-19 pandemic
8.9			Number of releases on motor trade sales published, 7 weeks after the reference month	Published monthly releases on motor trade sales	Published monthly releases on motor trade sales	12 monthly releases on motor trade sales published as scheduled	Published 3 releases on motor trade sales in Q1	Published 3 releases later than scheduled in Q1	Due to impact of national lockdown restrictions on data collection Changed output indicator in the re-tabled work programme	COVID-19 pandemic
8.10			Number of releases on wholesale trade sales published, 7 weeks after the reference month	Published monthly releases on wholesale trade sales	Published monthly releases on wholesale trade sales	12 monthly releases on wholesale trade sales published as scheduled	Published 2 releases on wholesale trade sales in Q1	Published 2 releases later than scheduled in Q1 and 1 release later than scheduled in Q2	Due to impact of national lockdown restrictions on data collection Changed output indicator in the re-tabled work programme	COVID-19 pandemic

WP No.	Outcome	Output	Output indicator	Audited actual performance: 2018/19	Audited actual performance: 2019/20	Planned annual target: 2020/21	Actual achievement as at 30/06/2020	Deviation from planned target to actual achievement 2020/21	Reasons for deviations	Reasons for revisions to the outputs/ output indicators/ annual targets
--------	---------	--------	------------------	-------------------------------------	-------------------------------------	--------------------------------	-------------------------------------	---	------------------------	---

Programme 2: Economic Statistics: (Subprogramme: Business Cycle Indicators)

8.11	Insightful data	Statistical information on business cycle indicators	Number of releases on land transport published, 8 weeks after the reference month	Published monthly releases on land transport	Published monthly releases on land transport	12 monthly releases on land transport published as scheduled	Published 2 releases on land transport	Published 2 releases later than scheduled in Q1 and 1 release later than scheduled in Q2	Due to impact of national lockdown restrictions on data collection Changed output indicator in the re-tabled work programme	COVID-19 pandemic
8.12			Number of releases on liquidations and insolvencies published, 4 th Monday of the month	Published monthly releases on liquidations and insolvencies	Published monthly releases on liquidations and insolvencies	12 monthly releases on liquidations and insolvencies published as scheduled	Published 3 releases in Q1	Published 2 releases as scheduled and 1 release later than scheduled in Q1	Due to impact of national lockdown restrictions on data collection Changed output indicator in the re-tabled work programme	COVID-19 pandemic
8.13			Number of releases on civil cases for debt published, 3 rd Thursday of the month	Published monthly releases on civil cases for debt	Published monthly releases on civil cases for debt	12 monthly releases on civil cases for debt published as scheduled	Published 2 releases on civil cases for debt in Q1	Published 2 releases later than scheduled in Q1 and 1 release later than scheduled in Q2	Due to impact of national lockdown restrictions on data collection Changed output indicator in the re-tabled work programme	COVID-19 pandemic

WP No.	Outcome	Output	Output indicator	Audited actual performance: 2018/19	Audited actual performance: 2019/20	Planned annual target: 2020/21	Actual achievement as at 30/06/2020	Deviation from planned target to actual achievement 2020/21	Reasons for deviations	Reasons for revisions to the outputs/ output indicators/ annual targets
--------	---------	--------	------------------	-------------------------------------	-------------------------------------	--------------------------------	-------------------------------------	---	------------------------	---

Programme 2: Economic Statistics: (Subprogramme: Business Cycle Indicators)

8.14	Insightful data	Statistical information on business cycle indicators	Number of releases on food and beverages published, 8 weeks after the reference month	Published monthly releases on food and beverages	Published monthly releases on food and beverages	12 monthly releases on food and beverages published as scheduled	Published 2 releases on food and beverages in Q1	Published 2 releases later than scheduled in Q1 and 1 release later than scheduled in Q2	Due to impact of national lockdown restrictions on data collection Changed output indicator in the re-tabled work programme	COVID-19 pandemic
8.15			Number of releases on tourist accommodation published, 8 weeks after the reference month	Published monthly releases on tourist accommodation	Published monthly releases on tourist accommodation	12 monthly releases on tourist accommodation published as scheduled	Published 2 releases on tourist accommodation in Q1	Published 2 releases later than scheduled in Q1 and 1 release later than scheduled in Q2	Due to impact of national lockdown restrictions on data collection Changed output indicator in the re-tabled work programme	COVID-19 pandemic

WP No.	Outcome	Output	Output indicator	Audited actual performance: 2018/19	Audited actual performance: 2019/20	Planned annual target: 2020/21	Actual achievement as at 30/06/2020	Deviation from planned target to actual achievement 2020/21	Reasons for deviations	Reasons for revisions to the outputs/ output indicators/ annual targets
--------	---------	--------	------------------	-------------------------------------	-------------------------------------	--------------------------------	-------------------------------------	---	------------------------	---

Programme 2: Economic Statistics: (Subprogramme: Business Cycle Indicators)

8.16	Insightful data	Reports on short-term industry statistics compiled	Reports on improving short-term industry statistics	Compiled weights for manufacturing production capacity	Compiled weights for indices: manufacturing production capacity (2017)	1 report on weights for indices manufacturing production capacity updated by August 2020	Not scheduled for Q1	Removed target	Due to impact of national lockdown restrictions	COVID-19 pandemic
				Compiled weights for mining (2016)	Compiled weights for mining (2017)	1 report on weights for mining updated by October 2020	Not scheduled for Q1	Removed target	Target removed in re-tabled work programme Due to impact of national lockdown restrictions Target removed in re-tabled work programme	COVID-19 pandemic

WP No.	Outcome	Output	Output indicator	Audited actual performance: 2018/19	Audited actual performance: 2019/20	Planned annual target: 2020/21	Actual achievement as at 30/06/2020	Deviation from planned target to actual achievement 2020/21	Reasons for deviations	Reasons for revisions to the outputs/ output indicators/ annual targets
--------	---------	--------	------------------	-------------------------------------	-------------------------------------	--------------------------------	-------------------------------------	---	------------------------	---

Programme 2: Economic Statistics: (Subprogramme: Structural Industry Statistics)

9.3	Insightful data	Statistical information on commercial agriculture, forestry and fisheries industry	Number of annual releases on agriculture, forestry and fisheries industry published		<ul style="list-style-type: none"> - Published report on 2017 CoCA - Published reports on forestry and fisheries statistics 	1 annual release on agriculture, fisheries and forestry statistics published by November 2020	Not scheduled for Q1	Removed target	<p>Due to impact of national lockdown restrictions on data collection</p> <p>Removed target in the re-tabled work programme</p>	COVID-19 pandemic
-----	-----------------	--	---	--	---	---	----------------------	----------------	---	-------------------

WP No.	Outcome	Output	Output indicator	Audited actual performance: 2018/19	Audited actual performance: 2019/20	Planned annual target: 2020/21	Actual achievement as at 30/06/2020	Deviation from planned target to actual achievement 2020/21	Reasons for deviations	Reasons for revisions to the outputs/ output indicators/ annual targets
--------	---------	--------	------------------	-------------------------------------	-------------------------------------	--------------------------------	-------------------------------------	---	------------------------	---

Programme 2: Economic Statistics: (Subprogramme: Price Statistics)

10.1	Insightful data	Statistical information on Consumer Price Index (CPI)	Number of CPI releases published	Published monthly CPI releases	Published monthly CPI releases	12 monthly CPI releases published as scheduled	Published 2 releases in Q1	<ul style="list-style-type: none"> - Published 1 release as scheduled and 1 release later than scheduled in Q1 - Published 1 release later than scheduled in Q2 	<p>Due to impact of national lockdown restrictions on data collection</p> <p>Changed output indicator in the re-tabled work programme</p>	COVID-19 pandemic
		Statistical information on Producer Price Index (PPI)	Number of PPI releases published (monthly PPI, XMUVI and CMPI)	Published monthly PPI releases	Published monthly PPI releases	36 monthly PPI releases published as scheduled	Published 7 releases in Q1	<ul style="list-style-type: none"> - Published 3 releases as scheduled in Q1 - Published 4 releases later than scheduled in Q1 - Published 2 releases later than scheduled in Q2 	<p>Due to impact of national lockdown restrictions on data collection</p> <p>Changed output indicator in the re-tabled work programme</p>	COVID-19 pandemic

WP No.	Outcome	Output	Output indicator	Audited actual performance: 2018/19	Audited actual performance: 2019/20	Planned annual target: 2020/21	Actual achievement as at 30/06/2020	Deviation from planned target to actual achievement 2020/21	Reasons for deviations	Reasons for revisions to the outputs/ output indicators/ annual targets
--------	---------	--------	------------------	-------------------------------------	-------------------------------------	--------------------------------	-------------------------------------	---	------------------------	---

Programme 2: Economic Statistics: (Subprogramme: Private Financial Statistics)

11.1	Insightful data	Statistical information on financial statistics of private sector enterprises	Number of annual releases on financial statistics of the private sector published	Published annual release on financial statistics of private sector enterprises 2017	Published annual release on financial statistics of private sector enterprises 2018	1 annual release on financial statistics 2019 published by November 2020	Not scheduled for Q1	Annual release reported as delayed in Q1	Due to impact of national lockdown restrictions on data collection Changed target date in the re-tabled work programme	COVID-19 pandemic
11.2			Number and timeliness of quarterly releases on financial statistics of private sector enterprises published with a quarterly lag	Published quarterly releases on financial statistics of private sector enterprises	Published quarterly releases on financial statistics of private sector enterprises	4 quarterly releases on financial statistics of private sector enterprises published as scheduled	Not achieved in Q1	Quarterly release reported as delayed in Q1	Due to impact of national lockdown restrictions on data collection Changed output indicator and target number in the re-tabled work programme	COVID-19 pandemic

WP No.	Outcome	Output	Output indicator	Audited actual performance: 2018/19	Audited actual performance: 2019/20	Planned annual target: 2020/21	Actual achievement as at 30/06/2020	Deviation from planned target to actual achievement 2020/21	Reasons for deviations	Reasons for revisions to the outputs/ output indicators/ annual targets
--------	---------	--------	------------------	-------------------------------------	-------------------------------------	--------------------------------	-------------------------------------	---	------------------------	---

Programme 2: Economic Statistics: (Subprogramme: Government Financial Statistics)

12.1	Insightful data	Statistical information on general government expenditure	Number of releases on government financial statistics published	Published annual release on the financial statistics of higher education institutions with audited data	Published annual release on the financial statistics of higher education institutions with audited data	1 annual release on the financial statistics of higher education institutions with audited data published by October 2020	Not scheduled for Q1	Changed target date from October to December 2020	Due to impact of national lockdown restrictions Changed target date in the re-tabled work programme	COVID-19 pandemic
				Published annual release on the financial statistics of consolidated general government with audited data	Published annual release on the financial statistics of consolidated general government with audited data	1 annual release on the financial statistics of consolidated general government with audited data published by November 2020	Not scheduled for Q1	Changed target date from November to December 2020	Due to impact of national lockdown restrictions Changed target date in the re-tabled work programme	COVID-19 pandemic
12.2		Statistical information on financial statistics of municipalities	Number of releases on financial statistics of municipalities published with a quarterly lag	Published quarterly releases on financial statistics of municipalities	Published quarterly releases on financial statistics of municipalities	4 releases on financial statistics of municipalities published as scheduled	Not achieved in Q1	Quarterly release reported as delayed in Q1	Due to impact of national lockdown restrictions on data collection Changed output indicator and target number in the re-tabled work programme	COVID-19 pandemic

WP No.	Outcome	Output	Output indicator	Audited actual performance: 2018/19	Audited actual performance: 2019/20	Planned annual target: 2020/21	Actual achievement as at 30/06/2020	Deviation from planned target to actual achievement 2020/21	Reasons for deviations	Reasons for revisions to the outputs/ output indicators/ annual targets
--------	---------	--------	------------------	-------------------------------------	-------------------------------------	--------------------------------	-------------------------------------	---	------------------------	---

Programme 2: Economic Statistics: (Subprogramme: Government Financial Statistics)

12.3	Insightful data	Statistical information on non-financial statistics of municipalities	Number of releases on non-financial statistics of municipalities published	Published annual release on the non-financial census of municipalities	Published annual release on the non-financial census of municipalities	1 non-financial census of municipalities published by August 2020	Not scheduled for Q1	Changed target date from August 2020 to March 2021	Due to impact of national lockdown restrictions on data collection Changed target date in the re-tabled work programme	COVID-19 pandemic
------	-----------------	---	--	--	--	---	----------------------	--	---	-------------------

1.3 Programme 3: Population and Social Statistics

Programme purpose: Produces population and social statistics to inform evidence-based socio-economic development.

Subprogrammes:

Demographic and Population Statistics collates and analyses data from censuses and other surveys, as well as administrative data to compile mid-year population estimates, and publishes population statistics collected through population censuses and surveys.

Health and Vital Statistics publishes statistics on births, deaths, marriages, divorces, tourism and migration based on administrative records. Publications include documented immigrants, perinatal deaths, and comparative analysis between various data sources.

Social Statistics provides information on living conditions, domestic tourism, education, crime and justice by means of conducting household surveys. Publications include statistics for marginalised groups, gender series and periodic national household transport surveys.

Labour Statistics provides information on employment levels in the formal, non-agriculture sector as well as labour market trends in South Africa. Publications include a quarterly release on employment levels, a quarterly publication on labour market trends, and an annual report on labour market dynamics in South Africa.

Poverty and Inequality Statistics provides periodic information on poverty levels and income and expenditure trends in South Africa. One of the key strategic targets over the medium term is the implementation of the Continuous Population Survey (CPS), depending on additional allocation of funding.

Response to prioritising women, youth and persons with disabilities: Published statistical releases on gender, labour market information and the national poverty line.

Programme 3 contained a total of **25** indicators and **51** targets in the original Work Programme tabled in March 2020. The re-tabled Work Programme contained a total of **27** indicators and **51** targets. Programme 3 had **9** releases scheduled for the first quarter. 3 releases were published as scheduled; 1 release was achieved later than scheduled; and 5 releases were reported as delayed. Only the indicators and targets that have been impacted are listed in Table 1. Details of amendments to performance indicators and targets are reported in the table below:

WP No.	Outcome	Output	Output indicator	Audited actual performance: 2018/19	Audited actual performance: 2019/20	Planned annual target: 2020/21	Actual achievement as at 30/06/2020	Deviation from planned target to actual achievement 2020/21	Reasons for deviations	Reasons for revisions to the outputs/ output indicators/ annual targets
--------	---------	--------	------------------	-------------------------------------	-------------------------------------	--------------------------------	-------------------------------------	---	------------------------	---

Programme 3: Population and Social Statistics: (Subprogramme: Demographic and Population Statistics)

14.3	Insightful data	Reports on demographic and population	Number of evaluation reports for Census 2021 pilot compiled			1 report on evaluation for Census 2021 pilot compiled by March 2021	Not scheduled for Q1	Changed performance indicator and annual target	Changed performance indicator and annual target description in the re-tabled work programme	Corrected wording
14.4			Number of demographic and population thematic reports published	Compiled 4 thematic reports based on alternative data sources	Compiled 4 thematic demographic reports based on multiple sources	1 report on demographic and population thematic reports published by March 2021	Not scheduled for Q1	Changed performance indicator and annual target	Changed performance indicator and annual target description in the re-tabled work programme	Corrected wording

WP No.	Outcome	Output	Output indicator	Audited actual performance: 2018/19	Audited actual performance: 2019/20	Planned annual target: 2020/21	Actual achievement as at 30/06/2020	Deviation from planned target to actual achievement 2020/21	Reasons for deviations	Reasons for revisions to the outputs/ output indicators/ annual targets
--------	---------	--------	------------------	-------------------------------------	-------------------------------------	--------------------------------	-------------------------------------	---	------------------------	---

Programme 3: Population and Social Statistics: (Subprogramme: Social Statistics)

16.1	Insightful data	Statistical information on domestic tourism	Number of reports on domestic tourism statistics published	Published annual report on the Domestic Tourism Survey (DTS)	Published annual report on the DTS	1 annual release on the DTS published by September 2020	Not scheduled for Q1	Changed target date to October 2020	Due to impact of national lockdown restrictions	COVID-19 pandemic
				Published biannual report on the DTS	Published biannual report on the DTS	1 biannual release on the DTS published by December 2020	Not scheduled for Q1	Removed target	Changed target date in the re-tabled work programme Due to impact of national lockdown restrictions Target removed in the re-tabled work programme	COVID-19 pandemic
16.3		Statistical information on transport	Number of reports on transport statistics published			1 National Household Travel Survey (NHTS) national statistical release published by December 2020	Not scheduled for Q1	Changed target date to January 2021	Due to impact of national lockdown restrictions Changed target date in the re-tabled work programme	COVID-19 pandemic

WP No.	Outcome	Output	Output indicator	Audited actual performance: 2018/19	Audited actual performance: 2019/20	Planned annual target: 2020/21	Actual achievement as at 30/06/2020	Deviation from planned target to actual achievement 2020/21	Reasons for deviations	Reasons for revisions to the outputs/ output indicators/ annual targets
--------	---------	--------	------------------	-------------------------------------	-------------------------------------	--------------------------------	-------------------------------------	---	------------------------	---

Programme 3: Population and Social Statistics: (Subprogramme: Social Statistics)

16.8	Insightful data	Statistical information on safety and security	Number of statistical releases on safety and security statistics published	Published annual statistical release on victims of crime	Published annual statistical release on victims of crime	1 annual statistical release on victims of crime statistics published by October 2020	Not scheduled for Q1	Changed target date to November 2020	Due to impact of national lockdown restrictions	COVID-19 pandemic
16.9		Statistical information on governance	Number of governance statistics published		Published governance statistics	1 annual statistical report on governance statistics published by September 2020	Not scheduled for Q1	Changed target date to October 2020	Due to impact of national lockdown restrictions	COVID-19 pandemic
16.10		Statistical information on education	Research on expanding education statistics conducted	Published thematic report on post-secondary attainments	Published Education statistics: Series 6	1 research report on alternative data sources on education data compiled by March 2021	Not scheduled for Q1	Changed performance indicator	A new target was added in the re-tabled work programme	To ensure continuity in publication of education statistics series

1.4 Programme 4: Methodology and Statistical Infrastructure

Programme purpose: Develops standards, statistical frames, methodologies and conducts statistical research.

Subprogrammes:

Statistical Methods provides technical expertise on methodological practices for producing official statistics in economic and social statistics.

Statistical Standards develops standards, classifications, and definitions for surveys undertaken by the department. Statistical Standards adopts and adapts internationally acclaimed practices.

Business Register maintains and improves the sampling frame for economic statistics. The main focus is on developing a preliminary financial sampling frame and a final financial sampling frame.

Geography provides a sampling frame for household surveys and censuses and provides geospatial information and analysis, and spatial tools.

Survey Monitoring and Evaluation monitors the quality of field operations of household surveys and censuses, and conducts independent evaluations. Survey Monitoring and Evaluation collects, processes, analyses and coordinates monitoring and evaluation information of surveys.

Innovation and Research researches and innovates statistical methods, practices and processes in order to improve production systems and procedures for greater efficiency and modernisation.

Response to prioritising women, youth and persons with disabilities: Not applicable.

Programme 4 contained a total of **8** indicators and **8** targets in the original Work Programme tabled in March 2020. The re-tabled Work Programme contained a total of **6** indicators and **6** targets. There were no targets scheduled and no targets achieved in the 1st quarter. Only the indicators and targets that have been impacted are listed in Table 1. Details of amendments to performance indicators and targets are reported in the table below:

WP No.	Outcome	Output	Output indicator	Audited actual performance: 2018/19	Audited actual performance: 2019/20	Planned annual target: 2020/21	Actual achievement as at 30/06/2020	Deviation from planned target to actual achievement 2020/21	Reasons for deviations	Reasons for revisions to the outputs/ output indicators/ annual targets
--------	---------	--------	------------------	-------------------------------------	-------------------------------------	--------------------------------	-------------------------------------	---	------------------------	---

Programme 4: Methodology and Statistical Infrastructure: (Subprogramme: Business Register)

21.1	Agile operating model	Updated statistical business register using SIC7	Progress report on the number of units recorded to SIC updated			30% of Statistical Business Register updated using SIC by March 2021	Not scheduled for Q1	Removed target	Funding for SIC7 was returned to National Treasury Target removed in the re-tabled work programme	COVID-19 pandemic
------	-----------------------	--	--	--	--	--	----------------------	----------------	--	-------------------

Programme 4: Methodology and Statistical Infrastructure: (Subprogramme: Geography)

22.3	Agile operating model	Geospatial progress reporting and monitoring dashboards	Provincial and district-based geospatial progress reporting and monitoring dashboards rolled out			1 reporting and monitoring dashboard to provincial and district levels rolled out by March 2021	Not scheduled for Q1	Removed target	Due to impact of national lockdown restrictions Target removed in the re-tabled work programme	COVID-19 pandemic
------	-----------------------	---	--	--	--	---	----------------------	----------------	---	-------------------

1.5 Programme 5: Statistical Support and Informatics

Programme purpose: Enables statistical production through technology and promotes the use of statistics.

Subprogrammes:

Communication and Marketing manages internal and external communications in the department and maintains relations with stakeholders across the country.

Business Modernisation improves data and information management across the department by modernising the way business is conducted, supported by technology.

Publication Services provides editing, publishing and distribution services to survey areas. It provides electronic statistical datasets to users and data warehousing to the department.

Information, Communication and Technology: provides technology infrastructure to the department and supports data management across statistical series.

Analytical Studies provides integrative statistical advice and support to policy planners and development practitioners, and participates in knowledge research and innovation on key development themes.

Response to prioritising women, youth and persons with disabilities: Not applicable.

Programme 5 contained a total of **9** indicators and **12** targets in the original Work Programme tabled in March 2020. The re-tabled Work Programme contained a total of **7** indicators and **8** targets. There were no targets scheduled and no targets achieved in the 1st quarter. Only the indicators and targets that have been impacted are listed in Table 1. Details of amendments to performance indicators and targets are reported in the table below:

WP No.	Outcome	Output	Output indicator	Audited actual performance: 2018/19	Audited actual performance: 2019/20	Planned annual target: 2020/21	Actual achievement as at 30/06/2020	Deviation from planned target to actual achievement 2020/21	Reasons for deviations	Reasons for revisions to the outputs/ output indicators/ annual targets
--------	---------	--------	------------------	-------------------------------------	-------------------------------------	--------------------------------	-------------------------------------	---	------------------------	---

Programme 5: Statistical Support and Informatics: (Subprogramme: Business Modernisation)

25.1	Transformed capability	Enterprise architecture	Number of enterprise architecture domains established	Compiled document on enterprise architecture	Conducted research on enterprise architecture	1 enterprise architecture domain established by March 2021	Not scheduled for Q1	Removed target	Due to impact of national lockdown restrictions Target removed in the re-tabled work programme	COVID-19 pandemic
------	------------------------	-------------------------	---	--	---	--	----------------------	----------------	---	-------------------

Programme 5: Statistical Support and Informatics: (Subprogramme: Publication Services)

26.1	Insightful data	Database within generic data storage developed and linked to dissemination tools	Interface between generic data storage and dissemination tools developed			100 databases within generic data storage developed by March 2021	Not scheduled for Q1	Reduced annual target from 100 to 50 databases	Due to impact of national lockdown restrictions Changed performance target in the re-tabled work programme	COVID-19 pandemic
------	-----------------	--	--	--	--	---	----------------------	--	---	-------------------

WP No.	Outcome	Output	Output indicator	Audited actual performance: 2018/19	Audited actual performance: 2019/20	Planned annual target: 2020/21	Actual achievement as at 30/06/2020	Deviation from planned target to actual achievement 2020/21	Reasons for deviations	Reasons for revisions to the outputs/ output indicators/ annual targets
--------	---------	--------	------------------	-------------------------------------	-------------------------------------	--------------------------------	-------------------------------------	---	------------------------	---

Programme 5: Statistical Support and Informatics: (Subprogramme: Information, Communication and Technology)

27.1	Transformed capability	ICT upgrade initiatives	Number of ICT environment initiatives upgraded	Implemented ICT infrastructure to support digital data collection	Reviewed ICT infrastructure for digital data collection	3 ICT environment initiatives upgraded by March 2021	Not scheduled for Q1	Reduced annual target from 3 to 1 initiative	Due to impact of national lockdown restrictions Changed performance target in the re-tabled work programme	COVID-19 pandemic
27.2		Data governance and management assessment report	Data governance and management assessment conducted			1 data governance and management assessment conducted by March 2021	Not scheduled for Q1	Removed target	Due to impact of national lockdown restrictions Target removed in the re-tabled work programme	COVID-19 pandemic

1.6 Programme 6: Statistical Operations and Provincial Coordination

Programme purpose: Collects and processes data, and interacts with stakeholders and users at provincial and local levels.

Subprogrammes:

Provincial and District Offices provides integrated data collection and dissemination services, and promotes the use and coordination of official statistics to provincial and local stakeholders.

Data Operations manages the editing and data operations for processing. Coordinates data processing of censuses, household surveys, civil registration and ad-hoc surveys.

Household Surveys and Censuses coordinates and integrates collection activities across surveys, and conducts periodic population censuses or large-scale population surveys.

Response to prioritising women, youth and persons with disabilities: Not applicable.

Programme 6 contained a total of **8** indicators and **16** targets in the original Work Programme tabled in March 2020. The re-tabled Work Programme contained a total of **6** indicators and **14** targets. There were no targets scheduled and no targets achieved in the 1st quarter. Only the indicators and targets that have been impacted are listed in Table 1. Details of amendments to performance indicators and targets are reported in the table below:

WP No.	Outcome	Output	Output indicator	Audited actual performance: 2018/19	Audited actual performance: 2019/20	Planned annual target: 2020/21	Actual achievement as at 30/06/2020	Deviation from planned target to actual achievement 2020/21	Reasons for deviations	Reasons for revisions to the outputs/output indicators/output annual targets
--------	---------	--------	------------------	-------------------------------------	-------------------------------------	--------------------------------	-------------------------------------	---	------------------------	--

Programme 6: Statistical Operations and Provincial Coordination: (Subprogramme: Provinces)

29.3	Agile operating model	Statistical regions research report	Research on statistical regions to optimise statistical collections conducted		Compiled report on statistical regions as scheduled	1 statistical report on statistical regions to optimise statistical collections compiled by March 2021	Not scheduled for Q1	Removed target	Due to impact of national lockdown restrictions Target removed in the re-tabled work programme	COVID-19 pandemic
------	-----------------------	-------------------------------------	---	--	---	--	----------------------	----------------	---	-------------------

Programme 6: Statistical Operations and Provincial Coordination: (Subprogramme: Household Surveys and Censuses)

31.2	Agile operating model	Report on multimode data collection	Multimode data collection initiatives (CAWI and CATI) researched			1 research report on multimode data collection initiatives (CAWI and CATI) for household surveys compiled by March 2021	Not scheduled for Q1	Removed target	Due to impact of national lockdown restrictions on data collection Target removed in the re-tabled work programme	COVID-19 pandemic
------	-----------------------	-------------------------------------	--	--	--	---	----------------------	----------------	--	-------------------

1.7 Programme 7: South African National Statistics System

Programme purpose: Develops and coordinates the national statistics system in South Africa.

Subprogrammes:

Economic Subsystem coordinates the production of economic and environmental statistics amongst entities on the national statistics system.

Social Subsystem coordinates the production of social, governance, peace, justice and security statistics amongst entities on the national statistics system.

Independent Quality Assessment assesses the quality of statistics of data producers and designates it as official.

Statistical Reporting coordinates the reporting of statistics in fulfilment of the country's reporting obligations.

Data and Information coordinates and manages the transfer and sharing of data amongst entities on the national statistics system.

Response to prioritising women, youth and persons with disabilities: Not applicable.

Programme 7 contained a total of **6** indicators and **8** targets in the original Work Programme tabled in March 2021. The re-tabled Work Programme contained a total of **11** indicators and **11** targets. There were no targets scheduled and no targets achieved in the 1st quarter. Only the indicators and targets that have been impacted are listed in Table 1. Details of amendments to performance indicators and targets are reported in the table below:

WP No.	Outcome	Output	Output indicator	Audited actual performance: 2018/19	Audited actual performance: 2019/20	Planned annual target: 2020/21	Actual achievement as at 30/06/2020	Deviation from planned target to actual achievement 2020/21	Reasons for deviations	Reasons for revisions to the outputs/ output indicators/ annual targets
--------	---------	--------	------------------	-------------------------------------	-------------------------------------	--------------------------------	-------------------------------------	---	------------------------	---

Programme 7: South African National Statistics System: (Subprogramme: Economic Subsystem)

32.2	Insightful data	Integrated Indicator Framework	Integrated Indicator Framework reviewed	Updated Integrated Indicator Framework	Updated Integrated Indicator Framework	1 integrated indicator framework (IIF) for economic statistics subsystem reviewed by March 2021	Not scheduled for Q1	Changed wording for performance indicator and annual target	Redefined indicator and target	Redefined indicator and target
------	-----------------	--------------------------------	---	--	--	---	----------------------	---	--------------------------------	--------------------------------

Programme 7: South African National Statistics System: (Subprogramme: Social Subsystem)

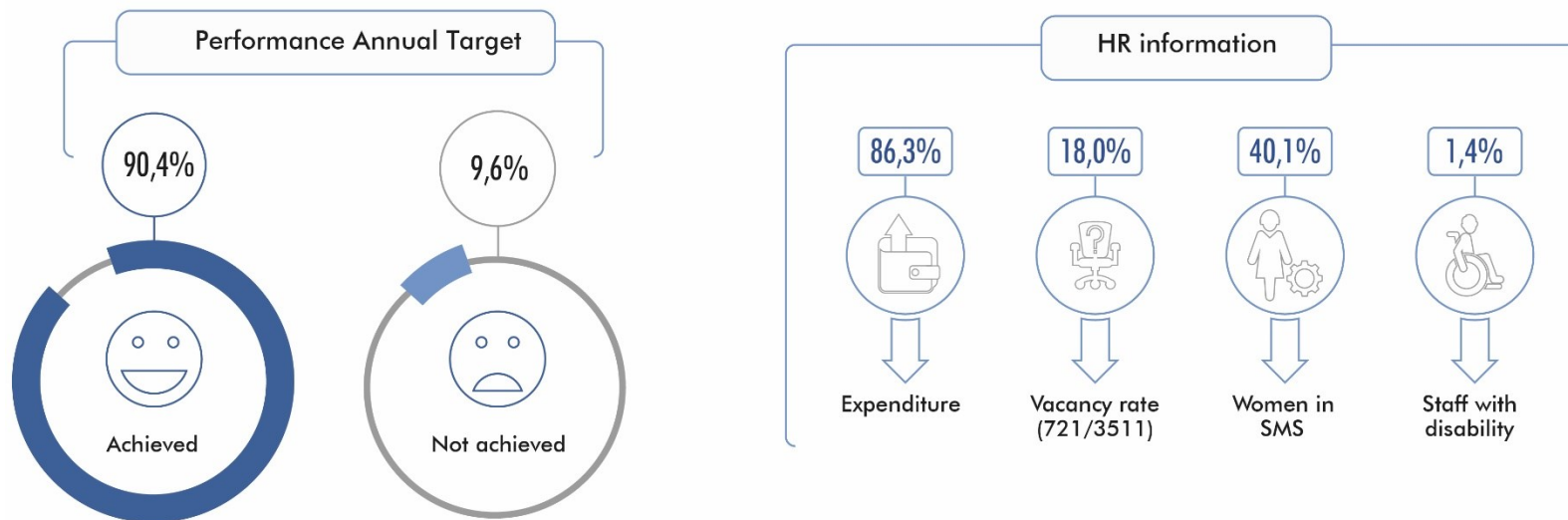
33.2	Insightful data	Integrated Indicator Framework	Integrated Indicator Framework reviewed	Updated Integrated Indicator Framework	Updated Integrated Indicator Framework	1 integrated indicator framework (IIF) for social statistics subsystem reviewed by March 2021	Not scheduled for Q1	Changed wording for performance indicator and annual target	Redefined indicator and target	Redefined indicator and target
------	-----------------	--------------------------------	---	--	--	---	----------------------	---	--------------------------------	--------------------------------

REPORT ON RE-TABLED WORK PROGRAMME (TABLE 2)

OVERVIEW OF DEPARTMENTAL PERFORMANCE

Stats SA achieved 90,4% of its targets scheduled in the 2020/21 Work Programme. 68,1% of targets were achieved as scheduled; 19,1% were achieved later than scheduled; 3,2% were achieved earlier than scheduled; and 9,6% of targets were not achieved.

The delay of the Census 2021 pilot impacted negatively on 22 targets across the organisation, amounting to approximately 65% of the delayed targets.



2.1 Programme 1: Administration

Programme purpose: Provides strategic leadership, management and support services to the department.

Linking programmes with strategic outcomes: Programme 1 contributes to the following strategic outcomes:



Agile
operating
model

Modernise and innovate business processes across the value chain

Adapt/adopt international frameworks and standards

Leverage statistical infrastructure within the data ecosystem

Reposition and strengthen the methodology function



Transformed
capability

Invest in innovative technologies and ICT infrastructure

Build a versatile and multi-skilled workforce

Invest in capacity building in the data ecosystem

Build a united and diverse organisation that is responsive to a fast-changing environment

Overall programme performance:

Programme 1 achieved 31,6% of its annual targets as at 31 March 2021. 26,3% were achieved as scheduled and 5,3% were achieved later than scheduled. 68,4% of annual targets were not achieved. The COVID-19 pandemic, which resulted in a national lockdown, had a negative impact on the programme's performance since Programme 1 contained targets in support of the Census 2021 pilot that had to be postponed.

Departmental Management provides strategic leadership and management services to the department, including: executive and project support services; strategic management and organisational development services; and risk, anti-corruption and integrity management services.

- a) **Executive and Project Management Support:** Key outputs included a discussion document on required functionalities and using other platforms to improve the management information repository. The Census 2021 pilot has been postponed to 2021/22 due to the COVID-19 pandemic impacting on the project support provided. Project management support included integrated planning, monitoring and reporting on the census trail and post-enumeration survey activities in preparation for the Census 2021 pilot.
- b) **Strategy, Operations and Organisational Development:** Key outputs included the alignment of the transformation and change agenda to the new strategy and the development of a business process management framework.
- c) **Risk, Anti-corruption and Integrity Management:** Key outputs included reports on the implementation of COVID-19 measures and controls. A report on support to the Census 2021 pilot was not compiled. The pilot has been postponed to 2021/22 due to the COVID-19 pandemic.

Corporate Services is responsible for providing a legal advisory service to the department and efficient facilities, security and logistical services. Provides human resource management and development support services and promotes sound human management principles in line with the Public Service Act and other applicable labour legislations.

- a) **Human Resource Management and Development:** Key outputs included the implementation of a gender-based violence programme. The alignment of a skills development plan and the implementation of the new structure is in progress. The department's response to prioritising women, youth and persons with disabilities in the Employment Equity targets, including women at SMS level, were not achieved due to the pandemic as recruitment processes for permanent placements commenced during the latter part of the year, and no youth contract staff were recruited due to the postponement of the Census Pilot until the 2021/22 financial year.
- b) **Facilities, Transport and Security Management:** A key output included the review of the fleet management strategy and support to the Census Pilot, which was postponed. In addition, FTSM provides a secure and healthy working environment for employees and stakeholders. The Occupational Health and Safety Committee has been at the forefront to ensure that all legislative requirements are met and to ensure COVID-19 protocols are developed, communicated, implemented and monitored. The Compliance Officer appointed in terms of the COVID-19 regulations ensures that all relevant regulations are adhered to and respective plans and risk assessments are developed, applied and communicated to relevant stakeholders. The application of COVID-19 protocols are constantly monitored and communicated to staff.

Financial Management Services provides financial, asset and procurement support services to the department and promotes financial practices for good governance and administration in line with the Public Finance Management Act (PFMA). A key output included the compilation of a concept note on a financial management funding model, which is in the stakeholder consultation process. Support to the Census 2021 pilot was not provided as scheduled. The pilot has been postponed to 2021/22 due to the COVID-19 pandemic.

Internal Audit provides an independent audit service to the department; it assists management in improving internal controls, risk management and governance by providing independent risk-based assurance services, as well as advisory services as required by the Public Finance Management Act. Key outputs included 4 audit reports on the Census 2021 pilot preparations and a position paper on COVID-19. A report on the Census 2021 pilot was not compiled as scheduled. The pilot has been postponed to 2021/22 due to the COVID-19 pandemic.

Response to prioritising women, youth and persons with disabilities: The department's response to prioritising women, youth and persons with disabilities in the Employment Equity targets, including women at SMS level, were not achieved due to the pandemic as recruitment processes for permanent placements commenced during the latter part of the year, and no youth contract staff were recruited due to the postponement of the Census Pilot until the 2021/22 financial year.

Strategy to overcome areas of underperformance:

Although most of the targets not achieved relate to the postponement of the Census Pilot, additional funding will be requested for 2021/22 to facilitate ongoing recruitment aligned to Employment Equity targets, as well as the timeous placement of staff due to CAPI changes and the restructuring process.

Changes to planned targets:

Programme 1 contained a total of **15** indicators and **15** targets in the original Work Programme tabled in March 2020. The Work Programme, which was re-tabled in July 2020, contained a total of **17** indicators and **19** targets.

The table below reports on outcomes, outputs, output indicators, targets, actual achievements, variances and reasons for deviations against the Work Programme re-tabled in July 2020.

WP No.	Outcome	Output	Output indicator	Audited actual performance: 2018/19	Audited actual performance: 2019/20	Planned annual target: 2020/21	Actual Achievement 2020/21	Deviation from planned target to actual achievement 2020/21	Reasons for deviations
--------	---------	--------	------------------	-------------------------------------	-------------------------------------	--------------------------------	----------------------------	---	------------------------

Programme 1: Administration: (Subprogramme: Executive and Project Support)

1.1	Agile operating model	Report on priority projects supported for Census 2021	Number of priority projects supported in accordance with Stats SA's project management framework	Provided support to 6 projects	Provided support to 4 projects	1 report on project management support provided to Census 2021 pilot compiled by March 2021	Not achieved. Compiled report on support provided in preparation for Census 2021 pilot	Project support was not provided to the Census 2021 pilot as it has been postponed to 2021/22	Due to the COVID-19 pandemic
1.2	Transformed capability	Discussion document on enhancement of management information repository	Research to enhance management information repository conducted	Compiled report on consolidation of management information repository	Compiled discussion document on additional management information repository functionality	1 discussion document on required functionalities and utilising other platforms compiled by March 2021	Compiled discussion document on required functionalities and utilising other platforms as scheduled		

Programme 1: Administration: (Subprogramme: Strategy, Operations and Organisational Development)

2.1	Agile operating model	Business process management institutionalised	Business processes management framework developed			1 business processes management framework developed by December 2020	Developed business processes management framework	Later than scheduled in March 2021	Due to stakeholder consultation
2.2	Transformed capability	Transformation and change agenda	Transformation and change agenda realigned	Compiled transformation programme	Implemented Transformation and Change Agenda (Phase 1)	1 transformation and change agenda realigned to the new strategy by September 2020	Aligned transformation and change agenda to the new strategy as scheduled		

WP No.	Outcome	Output	Output indicator	Audited actual performance: 2018/19	Audited actual performance: 2019/20	Planned annual target: 2020/21	Actual Achievement 2020/21	Deviation from planned target to actual achievement 2020/21	Reasons for deviations
--------	---------	--------	------------------	-------------------------------------	-------------------------------------	--------------------------------	----------------------------	---	------------------------

Programme 1: Administration: (Subprogramme: Risk, Anti-corruption and Integrity Management)

3.1	Transformed capability	COVID-19 measures and controls	COVID-19 measures and controls implemented			1 report on COVID-19 measures and controls implemented by March 2021	Compiled quarterly reports on COVID-19 measures and controls implemented	Compiled 3 additional reports	Due to increased reporting requirements on a quarterly basis
3.2		Report on risk, anti-corruption and integrity management for Census 2021 pilot	Risk, anti-corruption and integrity management support provided to Census 2021 pilot			1 report on risk, anti-corruption and integrity management for Census 2021 pilot compiled by March 2021	Not achieved. The report on risk, anti-corruption and integrity management for Census 2021 pilot was not compiled	The Census 2021 pilot has been postponed to 2021/22	Due to the COVID-19 pandemic

Programme 1: Administration: (Subprogramme: Human Resource Management and Development)

4.1	Transformed capability	Report on the institutionalisation of talent management	Talent management institutionalised	Phase 1 of succession planning was not implemented and Phase 2 was not developed	The institutionalisation of talent management (rotation planning) was not completed	1 skills development plan aligned to the new strategy compiled by March 2021	Not achieved. The skills development plan aligned to the new strategy was not compiled	Work will continue in 2021/22	Due to stakeholder consultation
4.2		Report on the implementation of the realigned structure	Realigned structure implemented		A structure review plan was presented to Exco and approved	1 realigned structure implemented by March 2021	Not achieved. Implementation of the realigned structure is still in progress	Work will continue in 2021/22	Due to stakeholder consultation
4.3		Report on human resource management for Census 2021 pilot	Percentage of human resource management support provided to Census 2021 pilot		Developed HRM plan for Census 2021 mini-test	100% human resource support provided to Census 2021 pilot by March 2021	Not achieved. HR support was not provided during the Census 2021 pilot	The Census 2021 pilot has been postponed to 2021/22	Due to the COVID-19 pandemic

WP No.	Outcome	Output	Output indicator	Audited actual performance: 2018/19	Audited actual performance: 2019/20	Planned annual target: 2020/21	Actual Achievement 2020/21	Deviation from planned target to actual achievement 2020/21	Reasons for deviations
--------	---------	--------	------------------	-------------------------------------	-------------------------------------	--------------------------------	----------------------------	---	------------------------

Programme 1: Administration: (Subprogramme: Human Resource Management and Development)

4.4	Transformed capability	Report on employment equity	Percentage increase in employment equity			50% youth contract staff for Census 2021 pilot appointed by March 2021	The appointment of 50% youth contract staff for the Census 2021 pilot was not achieved	The Census 2021 pilot has been postponed to 2021/22	Due to the COVID-19 pandemic
		Report on employment equity	Percentage increase in employment equity			2% of women on SMS level increased by March 2021	The 2% increase in women on SMS level was not achieved	Recruitment will continue in 2021/22	Due to budget constraints, recruitment is still in progress
		Report on employment equity	Percentage increase in employment equity			0,2% of people with disabilities increased by March 2021	The 0,2% increase in people with disabilities was not achieved	Recruitment will continue in 2021/22	Due to budget constraints, recruitment is still in progress
		Gender-based violence programme	Gender-based violence programme implemented			1 gender-based violence programme implemented by March 2021	Conducted gender-based violence programme as scheduled		
4.5									

WP No.	Outcome	Output	Output indicator	Audited actual performance: 2018/19	Audited actual performance: 2019/20	Planned annual target: 2020/21	Actual Achievement 2020/21	Deviation from planned target to actual achievement 2020/21	Reasons for deviations
--------	---------	--------	------------------	-------------------------------------	-------------------------------------	--------------------------------	----------------------------	---	------------------------

Programme 1: Administration: (Subprogramme: Facilities, Transport and Security Management)

5.1	Transformed capability	Fleet management strategy	Fleet management strategy reviewed	The fleet management policy was not finalised		1 fleet management strategy reviewed by March 2021	Reviewed fleet management strategy as scheduled		
5.2		Report on logistics and fleet management support to Census 2021 pilot	Percentage of logistics and fleet management support provided to Census 2021 pilot		Developed FTSM plan for Census 2021 mini-test	100% logistics and fleet management support provided to Census 2021 pilot by March 2021	Not achieved. Logistics and fleet management support was not provided during the Census 2021 pilot	The Census 2021 pilot has been postponed to 2021/22	Due to the COVID-19 pandemic

Programme 1: Administration: (Subprogramme: Financial Management)

6.1	Transformed capability	Concept note on a financial management funding model	Research on financial management funding model conducted	Implemented digital filing system	Implemented e-payroll system certification	1 concept note on a financial management funding model compiled by March 2021	Not achieved. Compiled draft concept note on a financial management funding model	The document will be finalised in 2021/22	Due to stakeholder consultation
6.2		Report on financial management for Census 2021 pilot	Percentage of financial management provided to Census 2021 pilot	Developed Census 2021 fieldworker payment and SCM sourcing strategies	Developed Census 2021 financial administration support plan	100% financial management support provided to Census 2021 pilot compiled by March 2021	Not achieved. Financial management support was provided in preparation for the Census 2021 pilot	The Census 2021 pilot has been postponed to 2021/22	Due to the COVID-19 pandemic

WP No.	Outcome	Output	Output indicator	Audited actual performance: 2018/19	Audited actual performance: 2019/20	Planned annual target: 2020/21	Actual Achievement 2020/21	Deviation from planned target to actual achievement 2020/21	Reasons for deviations
--------	---------	--------	------------------	-------------------------------------	-------------------------------------	--------------------------------	----------------------------	---	------------------------

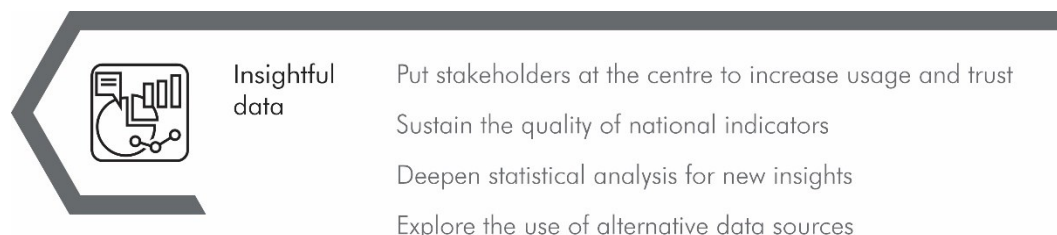
Programme 1: Administration: (Subprogramme: Internal Audit)

7.1	Agile operating model	Research report on developments in the internal audit processes	Research on developments in the internal audit processes conducted	Compiled reports on implementation of combined assurance and quality assurance review results	Compiled report on the coordination of combined assurance	1 research report on developments in internal audit processes compiled by March 2021	Not achieved. A research report on developments in internal audit processes was not compiled	Compiled internal audit position paper on COVID-19	Due to the COVID-19 pandemic
7.2	Transformed capability	Internal audit report on Census 2021 pilot	Internal audit support to Census 2021 pilot		Audited Census 2021 plan	1 audit report on Census 2021 pilot compiled by March 2021	Not achieved against audit plan. Conducted 5 audits for the Census 2021 pilot	The Census 2021 pilot has been postponed to 2021/22. Planned audits could not be conducted	Due to the COVID-19 pandemic

2.2 Programme 2: Economic Statistics

Programme purpose: Produces economic statistics to inform evidence-based economic development.

Linking programmes with strategic outcomes: Programme 2 contributes to the following strategic outcome:



Overall programme performance:

Economic Statistics achieved 99,1% of its annual targets as at 31 March 2021. 76,8% were achieved as scheduled; 2,1% were achieved earlier than scheduled; and 20,2% were achieved later than scheduled. 0,9% of annual targets were not achieved. A total of **225** statistical release were published, including **1** release on a business impact survey of the COVID-19 pandemic.

Programme 2 was adversely affected in the 1st quarter with the delayed publishing of 44 releases. However, releases were on track and published as rescheduled from the 2nd quarter.

Key outputs in 2020/21 included monthly, quarterly and annual releases on the economy. This programme informed economic planning, monitoring and decision-making by providing accurate, relevant and timely statistical information on the level of economic activity in relation to the primary, secondary and tertiary sectors of the economy, financial information on private sector businesses and government, and information on sustainable resource use and management.

Programme Management for Economic Statistics provides strategic direction and leadership in this programme. Key activities in 2020/21 included signing-off of statistical releases and reports, the updating and monitoring of the implementation of the economic statistics strategy, and maintaining relations with key partners in the national statistics system.

Subprogrammes:

Business Cycle Indicators provides information on turnover and volumes in various industries in the economy through the publication of monthly, quarterly and annual statistical releases covering: Mining and quarrying; Manufacturing; Electricity, gas and water; Construction; Trade; and Transport. Key outputs included **150** published releases consisting of 144 monthly releases, 4 quarterly release and 2 annual releases on business cycle indicators. The COVID-19 pandemic, which resulted in a national lockdown, had a negative impact on targets scheduled for the 1st quarter. Three of the planned 38 releases were published as scheduled, 3 releases were published earlier than scheduled, 22 releases were published later than scheduled in the first quarter, and 12 releases were published later than scheduled in the second quarter. Updated weights for manufacturing were published in the September release, and research reports were compiled on deflators for motor trade sales and seasonal adjusted data at lower level for retail trade sales. Indicators and targets were revised in the re-tabled Work Programme and remaining releases were published as rescheduled.

Structural Industry Statistics provides periodic information on the income and expenditure structure of industries by publishing periodic statistical information. The periodic large sample surveys focus on collecting information relating to the structure of different industries. Key outputs included **6** published releases consisting of 5 periodic reports on the 2018 trade industry (wholesale, retail, motor trade, accommodation, and food and beverages) and 1 periodic report on the personal services industry. All releases were published as originally scheduled.

Price Statistics provides information on the level of inflation by producing the consumer price index and various producer price indices; thus measuring changes in the prices of a basket of goods and services purchased by South African households, and prices of a basket of commodities at producer level each month. Key outputs included **48** published releases consisting of monthly CPI and PPI releases. The COVID-19 pandemic, which resulted in a national lockdown, had a negative impact on targets scheduled for the first quarter. Four of the planned 12 targets were published as scheduled, 5 releases were published later than scheduled in the first quarter, and 3 releases were published later than scheduled in the second quarter. PPI with updated weights was published in January 2021. Indicators and targets were revised in the re-tabled Work Programme and remaining releases were published as rescheduled. In addition, an analysis of the weekly change in prices of essential goods during the lockdown was compiled.

Private Sector Financial Statistics tracks the financial performance of private sector organisations. Financial performance and the financial position of private sector and public sector enterprises are provided through a series of quarterly and annual publications, focusing on selected industries. Key outputs included **4** published releases consisting of an annual release on financial statistics of the private sector and 3 quarterly releases on financial statistics of private sector enterprises. An additional release on a business impact survey of the COVID-19 pandemic was published. Compiled a discussion document on quarterly capital expenditure. Indicators and targets were revised in the re-tabled Work Programme and remaining releases were published as rescheduled.

Government Financial Statistics tracks public sector spending. The income and expenditure information of government is provided through a series of publications focusing on all levels of government. It also details financial and non-financial statistics of municipalities (quarterly and annually). Key outputs included **11** published releases consisting of 7 annual releases on government financial statistics, 3 quarterly releases on financial statistics of municipalities and 1 annual release on the non-financial census of municipalities. The COVID-19 pandemic, which resulted in a national lockdown, had a negative impact on targets scheduled for the 1st quarter. An annual release on the financial census of municipalities and a quarterly release on the financial statistics of municipalities were published later than scheduled in the second quarter. A research report on time series data for LGI surveys was compiled. Indicators and targets were revised in the re-tabled Work Programme and remaining releases were published as rescheduled.

National Accounts produces GDP data and other integrative statistical products; provides information on dynamics of the economy, which are reported through quarterly and annual estimates of national accounts, based on a series of supply and use tables. Key outputs included 5 published releases consisting of 4 quarterly GDP releases and 1 report on EEA statistics. The release of a Tourism Satellite Account (TSA) report has been deferred to September 2021 due to the implementation of a new TSA time-series. A report on the Natural Capital Accounting and Valuation of Ecosystem project will be completed in 2021/22 due to the impact of the COVID-19 pandemic.

Response to prioritising women, youth and persons with disabilities: Not applicable.

Strategy to overcome areas of underperformance: Not applicable.

Changes to planned targets

Programme 2 contained a total of **34** indicators and **238** targets in the original Work Programme tabled in March 2020. The re-tabled Work Programme contained a total of **35** indicators and **233** targets. The impact was mainly on the timely release of publications, which resulted in the adjustment of indicators and targets dates.

The performance information in the tables below captures performance against the original Work Programme tabled in March 2020 and the revised Work Programme tabled in July 2020. The revised Work Programme includes all targets scheduled for the 2020/21 financial year, however, actual achievement for quarter 1 is reported against indicators and/or targets from the original Work Programme where applicable. Quarter 1 targets and achievements are captured in grey.

WP No.	Outcome	Output	Output indicator	Audited actual performance: 2018/19	Audited actual performance: 2019/20	Planned annual target: 2020/21	Actual Achievement 2020/21	Deviation from planned target to actual achievement 2020/21	Reasons for deviations
--------	---------	--------	------------------	-------------------------------------	-------------------------------------	--------------------------------	----------------------------	---	------------------------

Programme 2: Economic Statistics: (Subprogramme: Business Cycle Indicators)

8.1	Insightful data	Statistical information on business cycle indicators	Number of releases on mining: production and sales published, 2 nd Thursday of the month	Published monthly releases on mining: production and sales	Published monthly releases on mining: production and sales	Quarter 1: 3 monthly releases on mining: production and sales published as scheduled	Quarter 1: Published 2 monthly releases on mining: production and sales	Quarter 1: Published 2 releases later than the scheduled dates in Q1	Quarter 1: Due to the COVID-19 pandemic
8.1			Number of releases on mining: production and sales published, within two months after the reference month			Quarters 2-4: 9 monthly releases on mining: production and sales published as scheduled	Quarters 2-4: Published 10 monthly releases on mining: production and sales	Quarters 2-4: Published 1 release later than scheduled in Q2, that was due in Q1	Quarters 2-4: Due to the COVID-19 pandemic
8.2			Number of releases on manufacturing: production and sales published, 6 weeks after the reference month	Published monthly releases on manufacturing: production and sales	Published monthly releases on manufacturing: production and sales	Quarter 1: 3 monthly releases on manufacturing: production and sales published as scheduled	Quarter 1: Published 2 monthly releases on manufacturing: production and sales	Quarter 1: Published 2 releases later than the scheduled date in Q1	Quarter 1: Due to the COVID-19 pandemic
8.2			Number of releases on manufacturing: production and sales published, within two months after the reference month			Quarters 2-4: 9 monthly releases on manufacturing: production and sales published as scheduled	Quarters 2-4: Published 10 monthly releases on manufacturing: production and sales	Quarters 2-4: Published 2 releases later than scheduled (1 release from Q1 and 1 release from Q2)	Quarters 2-4: Due to the COVID-19 pandemic

WP No.	Outcome	Output	Output indicator	Audited actual performance: 2018/19	Audited actual performance: 2019/20	Planned annual target: 2020/21	Actual Achievement 2020/21	Deviation from planned target to actual achievement 2020/21	Reasons for deviations
--------	---------	--------	------------------	-------------------------------------	-------------------------------------	--------------------------------	----------------------------	---	------------------------

Programme 2: Economic Statistics: (Subprogramme: Business Cycle Indicators)

8.3	Insightful data	Statistical information on business cycle indicators	Number of releases on manufacturing: utilisation of production capacity by large enterprises published, 10 weeks after the reference month	Published quarterly releases on manufacturing: utilisation of production capacity by large enterprises	Published quarterly releases on manufacturing: utilisation of production capacity by large enterprises	Quarter 1: 1 quarterly release on manufacturing: utilisation of production capacity by large enterprises published as scheduled	Quarter 1: Published 1 quarterly release on manufacturing: utilisation of production capacity by large enterprises	Quarter 1: Published 1 release later than the scheduled date in Q1	Quarter 1: Due to the COVID-19 pandemic
8.3			Number of releases on manufacturing: utilisation of production capacity by large enterprises published, within one quarter after the reference month			Quarters 2-4: 3 quarterly releases on manufacturing: utilisation of production capacity by large enterprises published as scheduled	Quarters 2-4: Published 3 quarterly releases on manufacturing: utilisation of production capacity by large enterprises as scheduled		
8.4			Number of releases on electricity generated and available for distribution published, 1 st Thursday of the month	Published monthly releases on generation and consumption of electricity	Published monthly releases on generation and consumption of electricity	Quarter 1: 3 monthly releases on electricity generated and available for distribution published as scheduled	Quarter 1: Published 1 monthly release in March 2020	Quarter 1: Published 1 release earlier than scheduled in March 2020 that was due in Q1	Quarter 1: Due to the COVID-19 pandemic
8.4			Number of releases on electricity generated and available for distribution published, within two months after the reference month			Quarters 2-4: 9 monthly releases on electricity generated and available for distribution published as scheduled	Quarters 2-4: Published 9 monthly releases on generation and consumption of electricity as scheduled	Quarter 1: Published 2 monthly releases on generation and consumption of electricity in Q1 Published 1 release earlier than the scheduled date in Q1	

WP No.	Outcome	Output	Output indicator	Audited actual performance: 2018/19	Audited actual performance: 2019/20	Planned annual target: 2020/21	Actual Achievement 2020/21	Deviation from planned target to actual achievement 2020/21	Reasons for deviations
--------	---------	--------	------------------	-------------------------------------	-------------------------------------	--------------------------------	----------------------------	---	------------------------

Programme 2: Economic Statistics: (Subprogramme: Business Cycle Indicators)

8.5	Insightful data	Statistical information on business cycle indicators	Number of releases on selected building statistics of the private sector as reported by local government institutions published, 3 rd Thursday of the month	Published monthly releases on building plans passed	Published monthly releases on building plans passed	Quarter 1: 3 monthly releases on selected building statistics of the private sector as reported by local government institutions published as scheduled	Quarter 1: Published 1 monthly release on building plans passed	Quarter 1: Published 1 release later than the scheduled date in Q1	Quarter 1: Due to the COVID-19 pandemic
8.5			Number of releases on selected building statistics of the private sector as reported by local government institutions published, within two months after the reference month			Quarters 2-4: 9 monthly releases on selected building statistics of the private sector as reported by local government institutions published as scheduled	Quarters 2-4: Published 11 monthly releases on building plans passed	Quarters 2-4: Published 3 releases later than scheduled (2 releases from Q1 and 1 release from Q2)	Quarters 2-4: Due to the COVID-19 pandemic
8.6			Number of releases on selected building statistics published, 6 months after year-end report	Published 2017 annual release on selected building plans passed and completed	Published 2018 annual release on selected building plans passed and completed	1 annual release for 2019 on selected building plans passed and completed published by June 2020	Published 2019 annual release on selected building statistics of the private sector in June 2020	Published annual release earlier than the scheduled date	Due to reprioritisation

WP No.	Outcome	Output	Output indicator	Audited actual performance: 2018/19	Audited actual performance: 2019/20	Planned annual target: 2020/21	Actual Achievement 2020/21	Deviation from planned target to actual achievement 2020/21	Reasons for deviations
--------	---------	--------	------------------	-------------------------------------	-------------------------------------	--------------------------------	----------------------------	---	------------------------

Programme 2: Economic Statistics: (Subprogramme: Business Cycle Indicators)

8.7	Insightful data	Statistical information on business cycle indicators	Number of reports on building statistics published, within two years after year-end report	Published 2016 annual report on buildings completed	Published 2017 annual report on buildings completed	1 annual report for 2018 on building statistics published by August 2020	Published 2018 annual report on buildings completed as scheduled		
8.8			Number of releases on retail trade sales published, 7 weeks after the reference month	Published monthly releases on retail trade sales	Published monthly releases on retail trade sales	Quarter 1: 3 monthly releases on retail trade sales published as scheduled	Quarter 1: Published 2 monthly releases on retail trade sales	Quarter 1: Published 2 releases later than the scheduled dates in Q1	Quarter 1: Due to the COVID-19 pandemic
8.8			Number of releases on retail trade sales published, within two months after the reference month			Quarters 2-4: 9 monthly releases on retail trade sales published as scheduled	Quarters 2-4: Published 10 monthly releases on retail trade sales	Quarters 2-4: Published 1 release later than scheduled in Q2, that was due in Q1	Quarters 2-4: Due to the COVID-19 pandemic
8.9			Number of releases on motor trade sales published, 7 weeks after the reference month	Published monthly releases on motor trade sales	Published monthly releases on motor trade sales	Quarter 1: 3 monthly releases on motor trade sales published as scheduled	Quarter 1: Published 3 monthly releases on motor trade sales	Quarter 1: Published 3 releases later than the scheduled dates in Q1	Quarter 1: Due to the COVID-19 pandemic
8.9			Number of releases on motor trade sales published, within two months after the reference month			Quarters 2-4: 9 monthly releases on motor trade sales published as scheduled	Quarters 2-4: Published 9 monthly releases on motor trade sales as scheduled		

WP No.	Outcome	Output	Output indicator	Audited actual performance: 2018/19	Audited actual performance: 2019/20	Planned annual target: 2020/21	Actual Achievement 2020/21	Deviation from planned target to actual achievement 2020/21	Reasons for deviations
--------	---------	--------	------------------	-------------------------------------	-------------------------------------	--------------------------------	----------------------------	---	------------------------

Programme 2: Economic Statistics: (Subprogramme: Business Cycle Indicators)

8.10	Insightful data	Statistical information on business cycle indicators	Number of releases on wholesale trade sales published, 7 weeks after the reference month	Published monthly releases on wholesale trade sales	Published monthly releases on wholesale trade sales	Quarter 1: 3 monthly releases on wholesale trade sales published as scheduled	Quarter 1: Published 2 monthly releases on wholesale trade sales	Quarter 1: Published 2 releases later than the scheduled dates in Q1	Quarter 1: Due to the COVID-19 pandemic
8.10			Number of releases on wholesale trade sales published, within two months after the reference month			Quarters 2-4: 9 monthly releases on wholesale trade sales published as scheduled	Quarters 2-4: Published 10 monthly releases on wholesale trade sales	Quarters 2-4: Published 1 release later than scheduled in Q2, that was due in Q1	Quarters 2-4: Due to the COVID-19 pandemic
8.11			Number of releases on land transport published, 8 weeks after the reference month	Published monthly releases on land transport	Published monthly releases on land transport	Quarter 1: 3 monthly releases on land transport published as scheduled	Quarter 1: Published 2 monthly releases on land transport	Quarter 1: Published 2 releases later than the scheduled dates in Q1	Quarter 1: Due to the COVID-19 pandemic
8.11			Number of releases on land transport published, within two months after the reference month			Quarters 2-4: 9 monthly releases on land transport published as scheduled	Quarters 2-4: Published 10 monthly releases on land transport	Quarters 2-4: Published 1 release later than scheduled in Q2, that was due in Q1	Quarters 2-4: Due to the COVID-19 pandemic

WP No.	Outcome	Output	Output indicator	Audited actual performance: 2018/19	Audited actual performance: 2019/20	Planned annual target: 2020/21	Actual Achievement 2020/21	Deviation from planned target to actual achievement 2020/21	Reasons for deviations
--------	---------	--------	------------------	-------------------------------------	-------------------------------------	--------------------------------	----------------------------	---	------------------------

Programme 2: Economic Statistics: (Subprogramme: Business Cycle Indicators)

8.12	Insightful data	Statistical information on business cycle indicators	Number of releases on liquidations and insolvencies published, 4 th Monday of the month	Published monthly releases on liquidations and insolvencies	Published monthly releases on liquidations and insolvencies	Quarter 1: 3 monthly releases on liquidations and insolvencies published as scheduled	Quarter 1: Published 1 monthly releases on liquidations and insolvencies	Quarter 1: Published 1 release later than the scheduled date in Q1	Quarter 1: Due to the COVID-19 pandemic
8.12			Number of releases on liquidations and insolvencies published, within two months after the reference month			Quarters 2-4: 9 monthly releases on liquidations and insolvencies published as scheduled	Quarters 2-4: Published 11 monthly releases on liquidations and insolvencies	Quarters 2-4: Published 2 release later than scheduled in Q2, that was due in Q1	Quarters 2-4: Due to the COVID-19 pandemic
8.13			Number of releases on civil cases for debt published, 3 rd Thursday of the month	Published monthly releases on civil cases for debt	Published monthly releases on civil cases for debt	Quarter 1: 3 monthly releases on civil cases for debt published as scheduled	Quarter 1: Published 2 monthly releases on civil cases for debt	Quarter 1: Published 2 releases later than the scheduled dates in Q1	Quarter 1: Due to the COVID-19 pandemic
8.13			Number of releases on civil cases for debt published, within two months after the reference month			Quarters 2-4: 9 monthly releases on civil cases for debt published as scheduled	Quarters 2-4: Published 10 monthly releases on civil cases for debt	Quarters 2-4: Published 1 release later than scheduled in Q2, that was due in Q1	Quarters 2-4: Due to the COVID-19 pandemic

WP No.	Outcome	Output	Output indicator	Audited actual performance: 2018/19	Audited actual performance: 2019/20	Planned annual target: 2020/21	Actual Achievement 2020/21	Deviation from planned target to actual achievement 2020/21	Reasons for deviations
--------	---------	--------	------------------	-------------------------------------	-------------------------------------	--------------------------------	----------------------------	---	------------------------

Programme 2: Economic Statistics: (Subprogramme: Business Cycle Indicators)

8.14	Insightful data	Statistical information on business cycle indicators	Number of releases on food and beverages published, 8 weeks after the reference month	Published monthly releases on food and beverages	Published monthly releases on food and beverages	Quarter 1: 3 monthly releases on food and beverages published as scheduled	Quarter 1: Published 2 monthly releases on food and beverages	Quarter 1: Published 2 releases later than the scheduled dates in Q1	Quarter 1: Due to the COVID-19 pandemic
8.14			Number of releases on food and beverages published, within two months after the reference month			Quarters 2-4: 9 monthly releases on food and beverages published as scheduled	Quarters 2-4: Published 10 monthly releases on food and beverages	Quarters 2-4: Published 1 release later than scheduled in Q2, that was due in Q1	Quarters 2-4: Due to the COVID-19 pandemic
8.15			Number of releases on tourist accommodation published, 8 weeks after the reference month	Published monthly releases on tourist accommodation	Published monthly releases on tourist accommodation	Quarter 1: 3 monthly releases on tourist accommodation published as scheduled	Quarter 1: Published 2 monthly releases on tourist accommodation	Quarter 1: Published 2 releases later than the scheduled dates in Q1	Quarter 1: Due to the COVID-19 pandemic
8.15			Number of releases on tourist accommodation published, within two months after the reference month			Quarters 2-4: 9 monthly releases on tourist accommodation published as scheduled	Quarters 2-4: Published 10 monthly releases on tourist accommodation	Quarters 2-4: Published 1 release later than scheduled in Q2, that was due in Q1	Quarters 2-4: Due to the COVID-19 pandemic

WP No.	Outcome	Output	Output indicator	Audited actual performance: 2018/19	Audited actual performance: 2019/20	Planned annual target: 2020/21	Actual Achievement 2020/21	Deviation from planned target to actual achievement 2020/21	Reasons for deviations
--------	---------	--------	------------------	-------------------------------------	-------------------------------------	--------------------------------	----------------------------	---	------------------------

Programme 2: Economic Statistics: (Subprogramme: Business Cycle Indicators)

8.16	Insightful data	Reports on short-term industry statistics	Reports on improving short-term industry statistics compiled	Compiled weights for manufacturing production capacity	Compiled weights for indices: manufacturing production capacity (2017)	1 report on weights for indices manufacturing updated by June 2020	Published updated weights for indices manufacturing in the September 2020 release	Published report later than scheduled in Q2 that was due in Q1	Due to dependency on internal stakeholder
				Compiled weights for mining (2016)	Compiled weights for mining (2017)	1 research report on deflators for motor trade sales compiled by March 2021	Compiled research report on deflators for motor trade sales as scheduled		
					Compiled weights for retail (2015)	1 research report on seasonal adjusted data at a lower level for retail trade sales compiled by March 2021	Compiled research report on seasonal adjusted data at a lower level for retail trade sales as scheduled		

WP No.	Outcome	Output	Output indicator	Audited actual performance: 2018/19	Audited actual performance: 2019/20	Planned annual target: 2020/21	Actual Achievement 2020/21	Deviation from planned target to actual achievement 2020/21	Reasons for deviations
--------	---------	--------	------------------	-------------------------------------	-------------------------------------	--------------------------------	----------------------------	---	------------------------

Programme 2: Economic Statistics: (Subprogramme: Structural Industry Statistics)

9.1	Insightful data	Statistical information on the structure of industries	Number of periodic reports on trade industry published			5 reports on 2018 trade industry (wholesale, retail, motor trade, accommodation and food and beverages) published by September 2020	Published 5 reports on 2018 trade industry (wholesale, retail, motor trade, accommodation and food and beverages) as scheduled		
9.2			Number of periodic reports on personal services industry published			1 report on 2018 personal services industry published by September 2020	Published report on 2018 personal services industry as scheduled		

WP No.	Outcome	Output	Output indicator	Audited actual performance: 2018/19	Audited actual performance: 2019/20	Planned annual target: 2020/21	Actual Achievement 2020/21	Deviation from planned target to actual achievement 2020/21	Reasons for deviations
--------	---------	--------	------------------	-------------------------------------	-------------------------------------	--------------------------------	----------------------------	---	------------------------

Programme 2: Economic Statistics: (Subprogramme: Price Statistics)

10.1	Insightful data	Statistical information on CPI	Number of CPI releases published	Published monthly CPI	Published monthly CPI	Quarter 1: 3 monthly CPI releases published as scheduled	Quarter 1: Published 2 monthly CPI releases	Quarter 1: Published 1 release later than the scheduled date in Q1	Quarter 1: Due to the COVID-19 pandemic
10.1			Number of CPI releases published within one month of the reference period			Quarters 2-4: 9 monthly CPI releases published as scheduled	Quarters 2-4: Published 10 monthly CPI releases	Quarters 2-4: Published 1 release later than scheduled in Q2, that was due in Q1	Quarters 2-4: Due to the COVID-19 pandemic
10.2		Statistical information on PPI	Number of PPI releases published	Published monthly PPI	Published monthly PPI	Quarter 1: 3 monthly PPI releases published as scheduled	Quarter 1: Published 2 monthly PPI releases	Quarter 1: Published 2 releases later than the scheduled dates in Q1	Quarter 1: Due to the COVID-19 pandemic
10.2			Number of PPI releases published within one month of the reference period			Quarters 2-4: 9 monthly PPI releases published as scheduled	Quarters 2-4: Published 10 monthly PPI releases	Quarters 2-4: Published 1 release later than scheduled in Q2, that was due in Q1	Quarters 2-4: Due to the COVID-19 pandemic

WP No.	Outcome	Output	Output indicator	Audited actual performance: 2018/19	Audited actual performance: 2019/20	Planned annual target: 2020/21	Actual Achievement 2020/21	Deviation from planned target to actual achievement 2020/21	Reasons for deviations
--------	---------	--------	------------------	-------------------------------------	-------------------------------------	--------------------------------	----------------------------	---	------------------------

Programme 2: Economic Statistics: (Subprogramme: Price Statistics)

10.3	Insightful data	Statistical information on CMPI	Number of CMPI releases published	Published monthly CMPI	Published monthly CMPI	Quarter 1: 3 monthly CMPI releases published as scheduled	Quarter 1: Published 2 monthly CMPI releases	Quarter 1: Published 2 releases later than the scheduled dates in Q1	Quarter 1: Due to the COVID-19 pandemic
10.3			Number of CMPI releases published within one month of the reference period			Quarters 2-4: 9 monthly CMPI releases published as scheduled	Quarters 2-4: Published 10 monthly CMPI releases	Quarters 2-4: Published 1 release later than scheduled in Q2, that was due in Q1	Quarters 2-4: Due to the COVID-19 pandemic
10.4		Statistical information on XMUVI	Number of XMUVI releases published	Published monthly XMUVI	Published monthly XMUVI	Quarter 1: 3 monthly XMUVI releases published as scheduled	Quarter 1: Published 3 monthly XMUVI releases as scheduled		
10.4			Number of XMUVI releases published within two ¹ months of the reference period			Quarters 2-4: 9 monthly XMUVI releases published as scheduled	Quarters 2-4: Published 9 monthly XMUVI releases as scheduled		
10.5		Rewighted PPI	PPI with updated weights published	Compiled research report on transport, storage and communication services	Conducted research on transport, storage and communication services	1 PPI with updated weights published by March 2021	Published PPI with updated weights in January 2021	Earlier than scheduled	The target date was an estimate

¹ WP Error: 1 month after reference month

WP No.	Outcome	Output	Output indicator	Audited actual performance: 2018/19	Audited actual performance: 2019/20	Planned annual target: 2020/21	Actual Achievement 2020/21	Deviation from planned target to actual achievement 2020/21	Reasons for deviations
--------	---------	--------	------------------	-------------------------------------	-------------------------------------	--------------------------------	----------------------------	---	------------------------

Programme 2: Economic Statistics: (Subprogramme: Private Financial Statistics)

11.1	Insightful data	Statistical information on financial statistics of private sector enterprises	Number of annual releases on financial statistics of the private sector published	Published annual release on financial statistics of private sector enterprises 2017	Published annual release on financial statistics of private sector enterprises 2018	1 annual release on financial statistics 2019 published by December 2020	Published annual release on financial statistics of private sector enterprises 2019 as scheduled		
11.2			Number and timeliness of quarterly releases on financial statistics of private sector enterprises published with a quarterly lag	Published quarterly releases on financial statistics of private sector enterprises	Published quarterly releases on financial statistics of private sector enterprises	Quarter 1: 1 quarterly release on financial statistics of private sector enterprises published as scheduled	Quarter 1: 1 quarterly release was not published as scheduled	Quarter 1: The Q1 release was delayed	Quarter 1: Due to the COVID-19 pandemic
11.2			Number and timeliness of quarterly releases on financial statistics of private sector enterprises published with a 4-month lag			Quarters 2-4: 3 quarterly releases on financial statistics of private sector enterprises published as scheduled	Quarters 2-4: Published 3 quarterly releases on financial statistics of private sector enterprises published	Quarters 2-4: Published Q1 release later than scheduled in Q2	Quarters 2-4: Due to the COVID-19 pandemic
11.3		Discussion document on capital expenditure	Discussion document on the capital expenditure compiled	Compiled report on stakeholder engagement to promote private sector financial surveys	Compiled report on stakeholder engagement to promote private sector financial surveys	1 discussion document on the quarterly capital expenditure compiled by March 2021	Compiled discussion document on the quarterly capital expenditure as scheduled		

WP No.	Outcome	Output	Output indicator	Audited actual performance: 2018/19	Audited actual performance: 2019/20	Planned annual target: 2020/21	Actual Achievement 2020/21	Deviation from planned target to actual achievement 2020/21	Reasons for deviations
--------	---------	--------	------------------	-------------------------------------	-------------------------------------	--------------------------------	----------------------------	---	------------------------

Programme 2: Economic Statistics: (Subprogramme: Government Financial Statistics)

12.1	Insightful data	Statistical information on general government expenditure	Number of releases on government financial statistics published	Published annual release on financial statistics of national government with audited data	Published annual release on financial statistics of national government with audited data	1 annual release on the financial statistics of national government with audited data published by June 2020	Published annual release on financial statistics of national government with audited data as scheduled		
				Published annual release on financial census of municipalities	Published annual release on financial census of municipalities	1 annual release on the financial census of municipalities published by June 2020	Published annual release on financial census of municipalities	Published release later than scheduled in July 2020	Due to the COVID-19 pandemic
				Published annual release on capital expenditure of the public sector	Published annual release on capital expenditure of the public sector	1 annual release on the capital expenditure of the public sector published by October 2020	Published annual release on capital expenditure of the public sector as scheduled		
				Published annual release on financial statistics of extra-budgetary accounts and funds with audited data	Published annual release on financial statistics of extra-budgetary accounts and funds with audited data	1 annual release on the financial statistics of extra-budgetary accounts and funds with audited data published by August 2020	Published annual release on financial statistics of extra-budgetary accounts and funds with audited data as scheduled		

WP No.	Outcome	Output	Output indicator	Audited actual performance: 2018/19	Audited actual performance: 2019/20	Planned annual target: 2020/21	Actual Achievement 2020/21	Deviation from planned target to actual achievement 2020/21	Reasons for deviations
--------	---------	--------	------------------	-------------------------------------	-------------------------------------	--------------------------------	----------------------------	---	------------------------

Programme 2: Economic Statistics: (Subprogramme: Government Financial Statistics)

12.1	Insightful data	Statistical information on general government expenditure	Number of releases on government financial statistics published	Published annual release on financial statistics of provincial government with audited data	Published annual release on financial statistics of provincial government with audited data	1 annual release on the financial statistics of provincial government with audited data published by September 2020	Published annual release on financial statistics of provincial government with audited data as scheduled		
				Published annual release on the financial statistics of higher education institutions with audited data	Published annual release on the financial statistics of higher education institutions with audited data	1 annual release on the financial statistics of higher education institutions with audited data published by December 2020	Published annual release on the financial statistics of higher education institutions with audited data as scheduled		
				Published annual release on the financial statistics of consolidated general government with audited data	Published annual release on the financial statistics of consolidated general government with audited data	1 annual release on the financial statistics of consolidated general government with audited data published by December 2020	Published annual release on the financial statistics of consolidated general government with audited data in October 2020	Published release earlier than scheduled	Due to reprioritisation

WP No.	Outcome	Output	Output indicator	Audited actual performance: 2018/19	Audited actual performance: 2019/20	Planned annual target: 2020/21	Actual Achievement 2020/21	Deviation from planned target to actual achievement 2020/21	Reasons for deviations
--------	---------	--------	------------------	-------------------------------------	-------------------------------------	--------------------------------	----------------------------	---	------------------------

Programme 2: Economic Statistics: (Subprogramme: Government Financial Statistics)

12.2	Insightful data	Statistical information on financial statistics of municipalities	Number of releases on financial statistics of municipalities published with a quarterly lag	Published quarterly releases on financial statistics of municipalities	Published quarterly releases on financial statistics of municipalities	Quarter 1: 1 quarterly releases on financial statistics of municipalities published	Quarter 1: 1 quarterly release was not published as scheduled	Quarter 1: The quarterly release was delayed	Quarter 1: Due to the COVID-19 pandemic
12.2			Number of releases on the financial statistics of municipalities published with 4-month lag			Quarters 2-4: 3 quarterly releases on financial statistics of municipalities published	Quarters 2-4: Published 3 quarterly releases on financial statistics of municipalities	Quarters 2-4: Published 1 release later than scheduled in Q2 that was due in Q1	Quarters 2-4: Due to the COVID-19 pandemic
12.3		Statistical information on non-financial statistics of municipalities	Number of releases on the non-financial census of municipalities published	Published annual release on the non-financial census of municipalities	Published annual release on the non-financial census of municipalities	1 annual release on non-financial census of municipalities published by March 2021	Published annual release on the non-financial census of municipalities		
12.4		Research report on time series data for LGI	Research on time series data for LGI surveys conducted			1 research report on time series data for LGI surveys compiled by March 2021	Compiled research report on time series data for LGI surveys as scheduled		

WP No.	Outcome	Output	Output indicator	Audited actual performance: 2018/19	Audited actual performance: 2019/20	Planned annual target: 2020/21	Actual Achievement 2020/21	Deviation from planned target to actual achievement 2020/21	Reasons for deviations
--------	---------	--------	------------------	-------------------------------------	-------------------------------------	--------------------------------	----------------------------	---	------------------------

Programme 2: Economic Statistics: (Subprogramme: National Accounts)

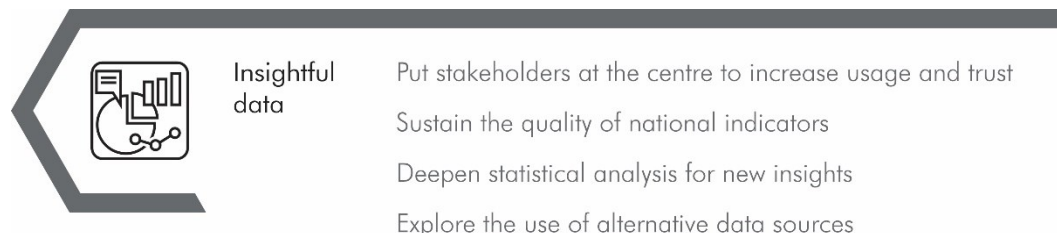
13.1	Insightful data	Statistical information on GDP	Number of GDP releases published	Published quarterly GDP releases	Published quarterly GDP releases	4 quarterly releases on GDP published as scheduled	Published quarterly GDP releases	Published Q1 release later than the scheduled date	Due to the COVID-19 pandemic
13.2		Research report on national accounts	Research to improve the existing statistics conducted	Conducted research on reviewing and improving data sources	Conducted research on reviewing and improving data sources	1 research report on reviewing and improving data sources compiled by March 2021	Compiled research report on reviewing and improving data sources as scheduled		
13.3		Statistical information on Tourism satellite accounts	Number of reports on tourism satellite accounts published	Published tourism satellite accounts	Published tourism satellite accounts	1 report on tourism satellite accounts published by March 2021	A report on tourism satellite accounts was not compiled as scheduled	The release of a Tourism Satellite Account Report has been deferred to September 2021	Due to the implementation of a new TSA time-series
13.4		Statistical information on EEA	Number of reports on EEA statistics published			1 report on EEA statistics published by March 2021	Published report on EEA statistics in December 2020	Published report earlier than scheduled	Due to cooperation from external stakeholders
13.5		Statistical information on Economic-environmental accounts	Natural Capital Accounting and Valuation of Ecosystem Services project report ² published	Compiled report on Natural Capital Accounting and Valuation of Ecosystem Services in South Africa	Compiled project document as scheduled	1 report on Natural Capital Accounting and Valuation of Ecosystem Services project results published by March 2021	A report on Natural Capital Accounting and Valuation of Ecosystem Services project results was not compiled as scheduled	Work will continue in 2021/22	Due to the COVID-19 pandemic

² The word "report" was omitted in error in the WP

2.3 Programme 3: Population and Social Statistics

Programme purpose: Produces population and social statistics to inform evidence-based socio-economic development.

Linking programmes with strategic outcomes and objectives: Programme 3 contributes to the following strategic outcome.



Programme Management for Population and Social Statistics provides strategic direction and leadership for the programme. Key activities in 2020/21 included signing-off of statistical releases and reports, monitoring the implementation of the population and social statistics strategy, and maintaining relations with key partners in the national statistics system. This programme contributed to informing social and economic development planning, monitoring and decision-making by providing relevant, timely and accurate statistical information on living conditions, population dynamics, vital events, employment, crime and poverty levels.

Overall programme performance:

Population Statistics achieved 94,1% of its annual targets as at 31 March 2021. 52,9% were achieved as scheduled; 9,8% were achieved earlier than scheduled and 31,4% were achieved later than scheduled. 5,9% of annual targets were not achieved. 45 statistical release were published, including 4 releases on the COVID-19 pandemic. Programme 3 experienced challenges with delayed releases due to the impact of the COVID-19 pandemic. However, the overall achievement of 94,1% indicated no areas of underperformance.

Subprogrammes:

Demographic and Population Statistics collates and analyses data from censuses and other surveys, as well as administrative data to compile mid-year population estimates, and publishes population statistics collected through population censuses and surveys. Key outputs included **5** published documents consisting of mid-year population estimates at national, provincial, district and metro levels, and a technical report on demography. Additional reports on the social impact of COVID-19 and a report on the COVID-19 pandemic in South Africa were compiled based on stakeholder needs. Census 2021 instruments were reviewed as scheduled. A technical report on the evaluation of data for the Census 2021 pilot will be compiled after the Census 2021 pilot data collection has been completed. The Census 2021 pilot has been postponed to 2021/22 due to the COVID-19 pandemic.

Health and Vital Statistics publishes statistics on births, deaths, marriages, divorces, tourism and migration based on administrative records. Publications include documented immigrants, perinatal deaths, and comparative analysis between various data sources. Key outputs included **17** published releases consisting of monthly and annual releases on international tourism, and annual releases on recorded live births, marriages and divorces and health statistics. An additional release on the Behavioural and health impacts of the COVID-19 pandemic in South Africa was published. An annual release on mortality and causes of death (2019) was not published as scheduled. The release has been deferred to 2022/23 due to the dependency on an external stakeholder and the COVID-19 pandemic.

Social Statistics provides information on living conditions, domestic tourism, education, crime and justice by means of conducting household surveys. Publications include statistics for marginalised groups, gender series and periodic national household transport surveys. Key outputs included **11** published releases consisting of annual releases on domestic tourism, transport, social and household service delivery statistics, victims of crime and governance statistics; releases on development and metro development indicators and marginalised group indicators; series on the elderly and gender and a thematic report on education.

Labour Statistics provides information on employment levels in the formal, non-agriculture sector as well as labour market trends in South Africa. Publications include a quarterly release on employment levels, a quarterly publication on labour market trends, and an annual report on labour market dynamics in South Africa. Key outputs included **11** published documents consisting of quarterly releases on employment and earnings and labour market information, an annual report on labour market statistics and a report on child labour. An additional release on the impact of the COVID-19 pandemic on employment and income was published. A discussion document on the vacancy rate was not compiled due to the COVID-19 pandemic and will be completed in 2021/22.

Poverty and Inequality Statistics provides periodic information on poverty levels and income and expenditure trends in South Africa. Key outputs included **1** published report on national poverty lines. Compiled discussion document on the introduction of an annual SAMPI, an IES methodology document and a research report on external data sources for household income and expenditure, poverty and inequality. One of the key strategic targets over the medium term is the implementation of the Continuous Population Survey (CPS), depending on additional allocation of funding. Once-off funding of R150 million received from National Treasury for the 2020/21 financial year, but was returned during the Special Adjustment Budget in June 2020.

Response to prioritising women, youth and persons with disabilities: Published statistical releases on gender, labour market information and the national poverty line.

Strategy to overcome areas of underperformance: Not applicable.

Changes to planned targets

Programme 3 contained a total of **25** indicators and **51** targets in the original Work Programme tabled in March 2020. The re-tabled Work Programme contained a total of **27** indicators and **51** targets.

The table below reports on outcomes, outputs, output indicators, targets, actual achievements, variances and reasons for deviations against the Work Programme re-tabled in July 2020.

WP No.	Outcome	Output	Output indicator	Audited actual performance: 2018/19	Audited actual performance: 2019/20	Planned annual target: 2020/21	Actual Achievement 2020/21	Deviation from planned target to actual achievement 2020/21	Reasons for deviations
--------	---------	--------	------------------	-------------------------------------	-------------------------------------	--------------------------------	----------------------------	---	------------------------

Programme 3: Population and Social Statistics: (Subprogramme: Demographic and Population Statistics)

14.1	Insightful data	Statistical information on the changing dynamics of the population	Number of releases on population estimates published	Published mid-year population estimates at national and provincial level	Published mid-year population estimates at national and provincial level	1 release on mid-year population estimates at national and provincial levels published by July 2020	Published mid-year population estimates at national and provincial level as scheduled		
				Published mid-year population estimates at district council and metro levels	Published mid-year population estimates at district and metro levels	1 release on mid-year population estimates at district level published by November 2020	Published mid-year population estimates at district level in September 2020	Published estimates earlier than scheduled	Due to stakeholder demand
				Compiled local municipality and household estimates (on 2011 boundaries data)	Published local municipality and household estimates	1 release on local municipal population and household estimates published by March 2021	Published local municipal population and household estimates as scheduled		
14.2		Reports on demographic and population statistics	Percentage of Census 2021 instruments reviewed	Compiled report on Census 2021 new methodologies test	Developed Census 2021 mini-test tools and methodologies	100% Census 2021 instruments reviewed by March 2021	Reviewed 100% Census 2021 instruments as scheduled		
14.3			Number of technical reports on evaluation of data for Census 2021 pilot compiled		Compiled Census 2021 mini-test report (data quality, data confrontation and analysis)	1 technical report on evaluation of data for Census 2021 pilot compiled by March 2021	A technical report was not compiled as scheduled	The Census 2021 pilot was delayed to 2021/22. The report will be completed in 2021/22	Due to the COVID-19 pandemic

WP No.	Outcome	Output	Output indicator	Audited actual performance: 2018/19	Audited actual performance: 2019/20	Planned annual target: 2020/21	Actual Achievement 2020/21	Deviation from planned target to actual achievement 2020/21	Reasons for deviations
--------	---------	--------	------------------	-------------------------------------	-------------------------------------	--------------------------------	----------------------------	---	------------------------

Programme 3: Population and Social Statistics: (Subprogramme: Demographic and Population Statistics)

14.4	Insightful data	Reports on demographic and population statistics	Number of technical reports on demography and population science published	Compiled 4 thematic reports based on alternative data sources in the place of 2 planned thematic reports on SADHS	Compiled 4 thematic demographic reports based on multiple sources	1 technical report on demography and population science published by March 2021	Published a technical report on demography and population science as scheduled and a report on the COVID-19 pandemic in SA	Published 1 additional report on the COVID-19 pandemic in SA	Due to stakeholder need
------	-----------------	--	--	---	---	---	--	--	-------------------------

WP No.	Outcome	Output	Output indicator	Audited actual performance: 2018/19	Audited actual performance: 2019/20	Planned annual target: 2020/21	Actual Achievement 2020/21	Deviation from planned target to actual achievement 2020/21	Reasons for deviations
--------	---------	--------	------------------	-------------------------------------	-------------------------------------	--------------------------------	----------------------------	---	------------------------

Programme 3: Population and Social Statistics: (Subprogramme: Health and Vital Statistics)

15.1	Insightful data	Statistical information on international tourism	Number of releases on international tourism published, 2 months after the reference period	Published monthly releases on international tourism	Published monthly releases on international tourism	12 monthly releases on international tourism published as scheduled	Published 12 monthly releases on international tourism	Published 1 release later than scheduled in Q2, that was due in Q1	Due to the COVID-19 pandemic
15.2			Number of reports on international tourism published	Published annual report on international tourism	Published annual report on international tourism	1 annual report on international tourism published by April 2020	Published annual report on international tourism as scheduled		
15.3		Statistical information on vital statistics	Number of releases on vital statistics (births) published	Published annual release on recorded live births (2017)	Published annual release on recorded live births (2018)	1 annual release on recorded live births (2019) published by August 2020	Published annual release on recorded live births (2019)	Published release later than scheduled in October 2020	Due to the COVID-19 pandemic
15.4		Statistical information on vital statistics	Number of releases on vital statistics (deaths) published	The annual release on mortality and causes of death (2017) was not published	The annual release on mortality and causes of death (2018) was not published	1 annual release on mortality and causes of death (2019) published by March 2021	The annual release on mortality and causes of death (2019) was not published	The report will be published in 2022/23	Due to COVID-19 and the dependency on an external stakeholder
15.5		Statistical information on vital statistics	Number of releases on vital statistics (marriages and divorces) published	Published annual release on marriages and divorces (2017)	Published annual release on marriages and divorces (2018)	1 annual release on marriages and divorces (2019) published by February 2021	Published annual release on marriages and divorces (2019)	Published release later than scheduled in March 2021	Due to the COVID-19 pandemic

WP No.	Outcome	Output	Output indicator	Audited actual performance: 2018/19	Audited actual performance: 2019/20	Planned annual target: 2020/21	Actual Achievement 2020/21	Deviation from planned target to actual achievement 2020/21	Reasons for deviations
--------	---------	--------	------------------	-------------------------------------	-------------------------------------	--------------------------------	----------------------------	---	------------------------

Programme 3: Population and Social Statistics: (Subprogramme: Health and Vital Statistics)

15.6	Insightful data	Statistical information on health	Number of reports on health statistics published	Compiled report on non-communicable diseases and research report on alternative data sources on health	An analytical report on various data sources was not compiled	1 annual report on health statistics published by February 2021	Published annual report on health statistics	Published report later than scheduled in March 2021	Due to the COVID-19 pandemic
------	-----------------	-----------------------------------	--	--	---	---	--	---	------------------------------

WP No.	Outcome	Output	Output indicator	Audited actual performance: 2018/19	Audited actual performance: 2019/20	Planned annual target: 2020/21	Actual Achievement 2020/21	Deviation from planned target to actual achievement 2020/21	Reasons for deviations
--------	---------	--------	------------------	-------------------------------------	-------------------------------------	--------------------------------	----------------------------	---	------------------------

Programme 3: Population and Social Statistics: (Subprogramme: Social Statistics)

16.1	Insightful data	Statistical information on domestic tourism	Number of reports on domestic tourism statistics published	Published annual report on the Domestic Tourism Survey (DTS)	Published annual report on the DTS	1 annual release on domestic tourism statistics published by October 2020	Published annual release on the DTS as scheduled		
16.2		Technical report on domestic tourism	Number of reports on domestic tourism statistics improved			1 technical report on the integration of the national Domestic Tourism Surveys compiled by March 2021	Compiled technical report on the integration of the national Domestic Tourism Surveys as scheduled		
16.3		Statistical information on transport	Number of releases on transport statistics published	Compiled report on technical support provided		1 release on transport statistics published by January 2021	Published release on transport statistics as scheduled		
16.4		Statistical information on social and household service delivery statistics	Number of releases on social and household service delivery statistics published	Published annual release on the GHS 2017	Published annual release on the GHS 2018	1 annual release on social and household service delivery statistics published by May 2020	Published annual release on social and household service delivery statistics	Published release later than scheduled in December 2020	Due to human resource and skills constraints, and the impact of the COVID-19 pandemic
16.5		Development indicators publication	Number of releases on development indicators published	Compiled development indicators	Compiled development indicators	1 annual release on development indicators published by May 2020	Published annual release on development indicators	Published release later than scheduled in December 2020	Due to human resource and skills constraints, and the impact of the COVID-19 pandemic

WP No.	Outcome	Output	Output indicator	Audited actual performance: 2018/19	Audited actual performance: 2019/20	Planned annual target: 2020/21	Actual Achievement 2020/21	Deviation from planned target to actual achievement 2020/21	Reasons for deviations
--------	---------	--------	------------------	-------------------------------------	-------------------------------------	--------------------------------	----------------------------	---	------------------------

Programme 3: Population and Social Statistics: (Subprogramme: Social Statistics)

16.5	Insightful data	Development indicators publication	Number of releases on development indicators published	Compiled metro development indicators	Compiled metro development indicators	1 annual release on metro development indicators published by May 2020	Published annual release on metro development indicators	Published annual release later than scheduled in December 2020	Due to human resource and skills constraints, and the impact of the COVID-19 pandemic
16.6		Statistical information on marginalised groups	Number of statistical releases on marginalised groups published	Compiled report on vulnerable groups indicators	Published statistical report on marginalised groups indicators	1 annual release on marginalised groups indicators published by March 2021	Published annual release on marginalised groups indicators	Published annual release earlier than scheduled in February 2021	Due to reprioritisation
						1 annual release on series 6 ³ on the elderly published by March 2021	Published annual release on series 4 on the elderly	Published annual release earlier than scheduled in February 2021	Due to reprioritisation
16.7		Statistical information on gender	Number of releases on gender published	Published Gender Series 4 on economic empowerment	Published Gender Series 6: Gender and education in March 2020	1 annual release on gender series 7 published by December 2020	Published annual release on gender series 7	Published annual release later than scheduled in March 2021	Due to additional analysis
16.8		Statistical information on safety and security	Number of releases on safety and security statistics published	Published annual statistical release on victims of crime	Published statistical release on crime statistics	1 annual release on victims of crime statistics published by November 2020	Published annual release on victims of crime statistics	Published annual release a day later than scheduled in December 2020	Due to reprioritisation
16.9		Statistical information on governance	Number of releases on governance statistics published		Published governance statistics	1 annual release on governance statistics published by October 2020	Published annual release on governance statistics as scheduled		

³ Error in Work Programme: Should be Series 4

WP No.	Outcome	Output	Output indicator	Audited actual performance: 2018/19	Audited actual performance: 2019/20	Planned annual target: 2020/21	Actual Achievement 2020/21	Deviation from planned target to actual achievement 2020/21	Reasons for deviations
--------	---------	--------	------------------	-------------------------------------	-------------------------------------	--------------------------------	----------------------------	---	------------------------

Programme 3: Population and Social Statistics: (Subprogramme: Social Statistics)

16.10	Insightful data	Statistical information on education	Number of reports on education and child statistics compiled	Published thematic report on post-secondary attainments	Published Education statistics: Series 6	1 research report on alternative data sources on education data compiled by March 2021	Compiled research report on alternative data sources on education data as scheduled		
		Research on education statistics				1 thematic report on education series 7 compiled by March 2021	Compiled thematic report on education series	Compiled report earlier than scheduled	Due to reprioritisation

WP No.	Outcome	Output	Output indicator	Audited actual performance: 2018/19	Audited actual performance: 2019/20	Planned annual target: 2020/21	Actual Achievement 2020/21	Deviation from planned target to actual achievement 2020/21	Reasons for deviations
--------	---------	--------	------------------	-------------------------------------	-------------------------------------	--------------------------------	----------------------------	---	------------------------

Programme 3: Population and Social Statistics: (Subprogramme: Labour Statistics)

17.1	Insightful data	Statistical information on employment and earnings releases	Number of releases on employment and earnings published, 12 weeks after the reference month	Published quarterly releases on employment and earnings	Published quarterly releases on employment and earnings and average monthly earnings	4 quarterly releases on employment and earnings published as scheduled	Published 4 quarterly releases on employment and earnings	Published Q1 release later than scheduled in Q2 and Q2 release later in Q3	Due to the COVID-19 pandemic
17.2		Discussion document on the vacancy rate survey	Number of discussion documents on the vacancy rate survey compiled	Compiled research report on vacancy rates in the formal economy	Conducted research on job vacancy rates	1 discussion document on the vacancy rate survey compiled by March 2021	The discussion document was not compiled as scheduled	Work will continue in 2021/22	Due to the COVID-19 pandemic
17.3		Statistical information on labour market releases	Number of releases on labour market information published, 4 weeks after the end of the quarter (last publication will be released 8 weeks after the end of the quarter)	Published quarterly releases on labour market information	Published quarterly releases on labour market information	4 quarterly releases on labour market information published as scheduled	Published 4 quarterly releases on labour market information	Published Q1 release later than scheduled in Q2, Q2 release later in Q2, and Q3 release later in Q3	Due to the COVID-19 pandemic
17.4			Number of reports on labour market statistics published	Published annual report on labour market dynamics in South Africa	Published annual report on labour market dynamics in South Africa	1 annual report on labour market statistics published by September 2020	Published annual report on labour market dynamics in South Africa	Published report later than scheduled in December 2020	Due to reprioritisation
17.5		Statistical information on activities of young people	Number of reports on child labour published	Developed SAYP module	Conducted research on Time Use Survey	1 report on child labour published by March 2021	Published report on child labour as scheduled		

WP No.	Outcome	Output	Output indicator	Audited actual performance: 2018/19	Audited actual performance: 2019/20	Planned annual target: 2020/21	Actual Achievement 2020/21	Deviation from planned target to actual achievement 2020/21	Reasons for deviations
--------	---------	--------	------------------	-------------------------------------	-------------------------------------	--------------------------------	----------------------------	---	------------------------

Programme 3: Population and Social Statistics: (Subprogramme: Poverty and Inequality Statistics)

18.1	Insightful data	Statistical information on poverty and inequality	Number of reports on life circumstances, poverty and inequality published	Compiled 2018 poverty lines	Compiled national poverty line	1 report on national poverty lines for 2020 published by December 2020	Published report on national poverty lines for 2020	Published report earlier than scheduled in August 2020	Due to reprioritisation
18.2		Document on IES methodology	Discussion document on the introduction of an annual SAMPI based on GHS 2019 compiled		Compiled document on the South African Multidimensional Poverty Index	1 discussion document on the introduction of an annual SAMPI based on GHS 2019 compiled by December 2020	Compiled discussion document on the introduction of an annual SAMPI based on GHS 2019	Compiled document later than scheduled in March 2021	Due to stakeholder consultation
18.3		Discussion document on the introduction of an annual SAMPI based on GHS 2019	IES methodology document compiled			1 IES methodology document compiled by October 2020	Compiled IES methodology document	Compiled document later than scheduled in December 2020	Due to the complexity of the document
18.4		Research report on external data sources on household income and expenditure, poverty and inequality	Research on household income and expenditure, poverty, and inequality conducted			1 research report on external data sources for household income and expenditure, poverty and inequality compiled by March 2021	Compiled research report on external data sources for household income and expenditure, poverty and inequality as scheduled		

2.4 Programme 4: Methodology and Statistical Infrastructure

Programme purpose: Develops standards, statistical frames, methodologies and conduct statistical research.

Linking programmes with strategic outcomes and objectives: Programme 4 contributes to the following strategic outcomes:



Agile
operating
model

- Modernise and innovate business processes across the value chain
- Adapt/adopt international frameworks and standards
- Leverage statistical infrastructure within the data ecosystem
- Reposition and strengthen the methodology function



Inter-
connected
statistical
systems

- Deepen and strengthen participation in the NSS
- Promote standardisation across the statistical system
- Invest in strategic partnerships nationally and globally
- Envision the data ecosystem

Programme Management for Methodology, Standards and Research provides strategic direction and leadership for the programme. Key activities in 2020/21 included providing strategic guidance on the development of standards, statistical frames, and methodologies, and monitoring the implementation of the Work Programme. The programme contributes towards achieving the organisational strategic outcomes of agile operating model and interconnected statistical systems. The key deliverables are an essential and critical element that form the support system and foundations of core statistical products.

Overall programme performance:

Methodology and Statistical Infrastructure achieved 66,7% of annual targets as at 31 March 2021. 33,3% of targets were not achieved.

Subprogrammes:

Statistical Methods provides technical expertise on methodological practices for producing official statistics in economic and social statistics. Key outputs included the development of a "Pre-pilot test" PES system for data processing and analysis, and a PES 2021 pilot overall process flow. Conducted "Pre-pilot test" PES data collection and reconciliation visits on and off the field and data matching correspondence to the Census 2021 "Pre-pilot test". The post-enumeration survey for the Census 2021 pilot was not conducted as scheduled as a result of the postponement of the Census 2021 pilot due to the COVID-19 pandemic.

Statistical Standards develops standards, classifications, and definitions for surveys undertaken by the department. Statistical Standards adopts and adapts internationally acclaimed practices. A key output included the adoption of the South African national ecosystem classification system.

Business Register maintains and improves the sampling frame for economic statistics. The main focus is on developing a preliminary financial sampling frame and a final financial sampling frame. A key output was a concept note on the sustainable supply of additional sources to update the statistical business register.

Geography provides a sampling frame for household surveys and censuses and provides geospatial information and analysis, and spatial tools. Key outputs included the adoption of a Global Statistical Geospatial Framework and the development of a Geospatial Management Platform for regular surveys and censuses.

Survey Monitoring and Evaluation monitors the quality of field operations of household surveys and censuses and conducts independent evaluations. Survey Monitoring and Evaluation collects, processes, analyses and coordinates monitoring and evaluation information of surveys. An assessment report on Phase 1 of a Quality Management System was not completed due to stakeholder consultation. Work will continue in 2021/22.

Response to prioritising women, youth and persons with disabilities: Not applicable.

Changes to planned targets:

Programme 4 contained a total of **8** indicators and **8** targets in the original Work Programme tabled in March 2021. The re-tabled Work Programme contained a total of **6** indicators and **6** targets.

Strategy to overcome areas of underperformance: Not applicable.

The table below reports on outcomes, outputs, output indicators, targets, actual achievements, variances and reasons for deviations against the Work Programme re-tabled in July 2020.

WP No.	Outcome	Output	Output indicator	Audited actual performance: 2018/19	Audited actual performance: 2019/20	Planned annual target: 2020/21	Actual Achievement 2020/21	Deviation from planned target to actual achievement 2020/21	Reasons for deviations
--------	---------	--------	------------------	-------------------------------------	-------------------------------------	--------------------------------	----------------------------	---	------------------------

Programme 4: Methodology and Statistical Infrastructure: (Subprogramme: Statistical Methods)

19.1	Agile operating model	Report on Post-enumeration Survey (PES) for Census 2021 pilot	PES for Census 2021 pilot conducted	Designed PES methodology for Census 2021	Conducted PES tests for Census 2021 mini-test	1 Post-enumeration Survey (PES) for Census 2021 pilot conducted by March 2021	The PES was not conducted as scheduled. Planning activities were completed and electronic systems and applications to support the project were developed	The Census 2021 pilot has been postponed to 2021/22	Due to the COVID-19 pandemic
------	-----------------------	---	-------------------------------------	--	---	---	--	---	------------------------------

Programme 4: Methodology and Statistical Infrastructure: (Subprogramme: Statistical Standards)

20.1	Agile operating model	National ecosystem classification for South Africa standard	National ecosystem classification for South Africa standard adopted	Developed new standards on determining the need for information, data linking and tabulation plan	Developed standards for acronyms and abbreviations	1 national ecosystem classification for South Africa standard adopted by March 2021	Adopted national ecosystem classification for South Africa standard as scheduled		
------	-----------------------	---	---	---	--	---	--	--	--

Programme 4: Methodology and Statistical Infrastructure: (Subprogramme: Business Register)

21.1	Interconnected statistical systems	Concept note on the sustainable supply of additional source/s	Concept note on the sustainable supply of additional source/s to update the Statistical Business Register compiled			1 concept note on the sustainable supply of additional source/s to update the Statistical Business Register compiled by March 2021	Compiled concept note on the sustainable supply of additional source/s to update the Statistical Business Register as scheduled		
------	------------------------------------	---	--	--	--	--	---	--	--

WP No.	Outcome	Output	Output indicator	Audited actual performance: 2018/19	Audited actual performance: 2019/20	Planned annual target: 2020/21	Actual Achievement 2020/21	Deviation from planned target to actual achievement 2020/21	Reasons for deviations
--------	---------	--------	------------------	-------------------------------------	-------------------------------------	--------------------------------	----------------------------	---	------------------------

Programme 4: Methodology and Statistical Infrastructure: (Subprogramme: Geography)

22.1	Agile operating model	Geospatial Information Frame (GIF)	Geospatial Information Frame (GIF) maintained	Published dwelling frame at metro, city and regional service centre levels	Published dwelling frame at metro, city and regional service centre levels	1 Global Statistical Geospatial Framework (GSGF) adopted by March 2021	Adopted GSGF as scheduled		
22.2		Geospatial platform for surveys and census support	Geospatial platform for surveys and census support developed		Completed GIF update on selected EAs for Census 2021 mini-test	1 geospatial management platform for regular surveys and Census 2021 developed by March 2021	Developed geospatial management platform for regular surveys and Census 2021 as scheduled		

Programme 4: Methodology and Statistical Infrastructure: (Subprogramme: Survey Monitoring and Evaluation)

23.1	Agile operating model	Assessment report on QMS	Assessment of QMS (Phase 1) conducted	Developed a quality management system	Developed quality management system (Phase 2)	1 assessment report on QMS compiled by March 2021	The assessment report on QMS was not compiled as scheduled	The report will be completed in Q1 of 2021/22	Due to stakeholder consultation
------	-----------------------	--------------------------	---------------------------------------	---------------------------------------	---	---	--	---	---------------------------------

2.5 Programme 5: Statistical Support and Informatics

Programme purpose: Enables statistical production through technology and promotes the use of statistics.

Linking programmes with strategic outcomes and objectives: Programme 5 contributes to the following strategic outcomes:



Insightful data

- Put stakeholders at the centre to increase usage and trust
- Sustain the quality of national indicators
- Deepen statistical analysis for new insights
- Explore the use of alternative data sources



Transformed capability

- Invest in innovative technologies and ICT infrastructure
- Build a versatile and multi-skilled workforce
- Invest in capacity building in the data ecosystem
- Build a united and diverse organisation that is responsive to a fast-changing environment

Programme Management for Statistical Support and Informatics provides strategic direction and leadership for the programme. Key activities in 2020/21 included maintaining and reviewing ICT services, monitoring the implementation of the Work Programme, and maintaining relations with key partners in the national statistics system.

Overall programme performance

Statistical Support and Informatics achieved 75,0% of annual targets and 25,0% were not achieved.

Subprogrammes:

Communication and Marketing manages internal and external communications in the department and maintains relations with stakeholders across the country. Key outputs included a report on the implementation of Stats SA's brand management strategy and communication and marketing support to planning for the Census 2021 pilot. The Census 2021 pilot has been postponed to 2021/22 due to the COVID-19 pandemic.

Business Modernisation improves data and information management across the department by modernising the way business is conducted, supported by technology. A key output was the development of 5 applications/systems for Census 2021.

Publication Services provides editing, publishing and distribution services to survey areas. It provides electronic statistical datasets to users and data warehousing to the department. A key output was the development of 78 databases within generic data storage.

Information, Communication and Technology provides technology infrastructure to the department and supports data management across statistical series. A key output was the upgrading of the ICT environment with the implementation of the SIEM solution.

Analytical Studies provides integrative statistical advice and support to policy planners and development practitioners, and participates in knowledge research and innovation on key development themes. Key outputs included research reports on Cities, Urban and Rural: Applying Global Definitions to South Africa and an Annual Report on South African Protest Statistics.

Response to prioritising women, youth and persons with disabilities: Not applicable.

Strategy to overcome areas of underperformance: Not applicable.

Changes to planned targets:

Programme 5 contained a total of **9** indicators and **12** targets in the original Work Programme tabled in March 2021. The re-tabled Work Programme contained a total of **7** indicators and **8** targets.

The table below reports on outcomes, outputs, output indicators, targets, actual achievements, variances and reasons for deviations against the Work Programme re-tabled in July 2020.

WP No.	Outcome	Output	Output indicator	Audited actual performance: 2018/19	Audited actual performance: 2019/20	Planned annual target: 2020/21	Actual Achievement 2020/21	Deviation from planned target to actual achievement 2020/21	Reasons for deviations
--------	---------	--------	------------------	-------------------------------------	-------------------------------------	--------------------------------	----------------------------	---	------------------------

Programme 5: Statistical Support and Informatics: (Subprogramme: Communication and Marketing)

24.1	Insightful data	Stats SA branding management strategy	Stats SA brand management strategy implemented		Developed branding strategy	1 Stats SA brand management strategy implemented by March 2021	Compiled report on the implementation of Stats SA's brand management strategy as scheduled		
24.2	Transformed capability	Report on communication and marketing support for Census 2021 pilot	Percentage of communication and marketing support provided to Census 2021 pilot		A Census 2021 communication plan was not compiled	100% communication and marketing support provided to Census 2021 pilot by March 2021	Not achieved. Provided support in preparation for the Census 2021 pilot	The Census 2021 pilot has been postponed to 2021/22	Due to the COVID-19 pandemic

Programme 5: Statistical Support and Informatics: (Subprogramme: Business Modernisation)

25.1	Transformed capability	Applications and systems for Census 2021	Percentage of applications and systems for Census 2021 processes developed		Developed 73% systems applications for Census 2019 mini-test	100% applications and systems for Census 2021 processes developed by March 2021	Developed 100% applications and systems for Census 2021 processes as scheduled		
------	------------------------	--	--	--	--	---	--	--	--

Programme 5: Statistical Support and Informatics: (Subprogramme: Publication Services)

26.1	Insightful data	Databases within generic data storage developed and linked to dissemination tools	Interface between generic data storage and dissemination tools developed	Data warehouse procedures were not developed	Data warehouse procedures were not implemented	50 ⁴ databases within generic data storage developed by March 2021	Developed 78 databases within generic data storage by March 2021	Developed 28 additional databases	Due to reprioritisation
------	-----------------	---	--	--	--	---	--	-----------------------------------	-------------------------

⁴ 100 databases was an error in the WP

WP No.	Outcome	Output	Output indicator	Audited actual performance: 2018/19	Audited actual performance: 2019/20	Planned annual target: 2020/21	Actual Achievement 2020/21	Deviation from planned target to actual achievement 2020/21	Reasons for deviations
--------	---------	--------	------------------	-------------------------------------	-------------------------------------	--------------------------------	----------------------------	---	------------------------

Programme 5: Statistical Support and Informatics: (Subprogramme: Information and Communication Technology)

27.1	Transformed capability	ICT upgrade initiatives	Number of ICT environment initiatives upgraded	Implemented ICT infrastructure to support digital data collection	Reviewed ICT infrastructure for digital data collection	1 ICT environment initiative upgraded by March 2021	Upgraded ICT environment with implementation of the SIEM solution as scheduled		
27.2		Census 2021 ICT infrastructure platforms (built and tested)	Percentage of Census 2021 ICT infrastructure platforms provided		Developed ICT plan for Census 2021 mini-test	100% Census 2021 ICT infrastructure platforms provided by March 2021	Not achieved. The provision of infrastructure platforms for Census 2021 has not been completed	Work is still in progress	Work will continue in 2021/22

Programme 5: Statistical Support and Informatics: (Subprogramme: Analytical Studies)

28.1	Insightful data	Spatial analysis research reports	Research on spatial analysis conducted	Compiled 5 research reports on improving government's socio-economic planning and spatial analysis	Compiled 5 research reports	2 research reports on spatial analysis compiled by March 2021	Compiled 2 research reports as scheduled		
------	-----------------	-----------------------------------	--	--	-----------------------------	---	--	--	--

2.6 Programme 6: Statistical Operations and Provincial Coordination

Programme purpose: Collects and processes data, and interacts with stakeholders and users at provincial and local levels.

Overall programme performance:

Statistical Operations and Provincial Coordination achieved 21,4% of annual targets and 78,6% were not achieved. The non-achievement of targets can be attributed to the postponement of the Census 2021 pilot due to the COVID-19 pandemic, and not to underperformance of the programme.

Subprogrammes:

Provincial and District Offices provides integrated data collection and dissemination services, and promotes the use and coordination of official statistics to provincial and local stakeholders. A key output included a proposal for integrated fieldwork to streamline statistical operations. The pilot has been postponed to 2021/22 due to the COVID-19 pandemic. Data collection for the Census 2021 pilot was therefore not conducted as scheduled.

Data Operations manages the editing and data operations for processing, including coordinating of data processing of censuses, household surveys, civil registration and ad-hoc surveys. A key output included a concept note on multimode data operation approaches. The Census pilot has been postponed to 2021/22 due to the COVID-19 pandemic. Data for the Census 2021 pilot was therefore not processed as scheduled.

Household Surveys and Censuses coordinates and integrates collection activities across surveys and conducts periodic population censuses or large-scale population surveys. A key output included a national report on digital data collection for household surveys. The Census pilot has been postponed to 2021/22 due to the COVID-19 pandemic. A national debriefing report on the Census 2021 pilot was therefore not compiled.

Response to prioritising women, youth and persons with disabilities: Not applicable.

Strategy to overcome areas of underperformance:

The non-achievement of targets can be attributed to the postponement of the Census 2021 pilot due to the COVID-19 pandemic, and not to underperformance of the programme. The following areas will be addressed in this programme:

- Digital data collection strategy will be rolled out to all surveys.
- The integrated stakeholder management and communication strategy will be rolled out to guide stakeholder interaction in the future and position Stats SA as a trusted brand.

The table below reports on outcomes, outputs, output indicators, targets, actual achievements, variances and reasons for deviations against the Work Programme re-tabled in July 2020.

WP No.	Outcome	Output	Output indicator	Audited actual performance: 2018/19	Audited actual performance: 2019/20	Planned annual target: 2020/21	Actual Achievement 2020/21	Deviation from planned target to actual achievement 2020/21	Reasons for deviations
--------	---------	--------	------------------	-------------------------------------	-------------------------------------	--------------------------------	----------------------------	---	------------------------

Programme 6: Statistical Operations and Provincial Coordination: (Subprogramme: Provinces)

29.1	Agile operating model	Integrated fieldwork model	Document on integrated fieldwork to streamline statistical operations finalised			1 proposal for integrated fieldwork to streamline statistical operations compiled by March 2021	Compiled proposal for integrated fieldwork to streamline statistical operations as scheduled		
29.2		Population Census 2021 pilot	Census 2021 pilot data collection conducted		Conducted Census 2021 mini-test	9 reports on Census 2021 pilot data collection compiled by March 2021	Not achieved. Reports on Census 2021 pilot data collection were not compiled	The Census 2021 pilot has been postponed to 2021/22	Due to the COVID-19 pandemic

Programme 6: Statistical Operations and Provincial Coordination: (Subprogramme: Data Operations)

30.1	Agile operating model	Concept note on multimode data operation approaches	Research on multimode data operation approaches conducted			1 concept note on multimode data operation approaches compiled by March 2021	Compiled concept note on multimode data operation approaches as scheduled		
30.2	Transformed capability	Data processing report	Data processing support to Census 2021 pilot		Processed Census 2021 mini-test data as scheduled	1 report on Census 2021 pilot data processed by March 2021	Not achieved. A report on the processing of Census 2021 pilot data was not compiled	The Census 2021 pilot has been postponed to 2021/22	Due to the COVID-19 pandemic

WP No.	Outcome	Output	Output indicator	Audited actual performance: 2018/19	Audited actual performance: 2019/20	Planned annual target: 2020/21	Actual Achievement 2020/21	Deviation from planned target to actual achievement 2020/21	Reasons for deviations
--------	---------	--------	------------------	-------------------------------------	-------------------------------------	--------------------------------	----------------------------	---	------------------------

Programme 6: Statistical Operations and Provincial Coordination: (Subprogramme: Household Surveys and Censuses)

31.1	Agile operating model	National Census 2021 pilot	National Census 2021 pilot coordinated	Compiled reports on new methodologies on data collection, training, logistics, and publicity and advocacy for Census 2021	Conducted Census 2021 mini-test	1 national debriefing report on Census 2021 pilot compiled by March 2021	Not achieved. A debriefing report was not compiled	The Census 2021 pilot has been postponed to 2021/22	Due to the COVID-19 pandemic
31.2		National report on digital data collection for household surveys	National report on digital data collection for household surveys compiled		Compiled report on implementation of digital data collection	1 national report on digital data collection for household surveys compiled by December 2020	Compiled national report on digital data collection for household surveys in February 2021	Compiled report later than scheduled	Due to the COVID-19 pandemic

2.7 Programme 7: South African National Statistics System

Programme purpose: Develops and coordinates the national statistics system in South Africa.

Linking programmes with strategic outcomes and objectives: Programme 7 contributes to the following strategic outcomes.



Insightful
data

- Put stakeholders at the centre to increase usage and trust
- Sustain the quality of national indicators
- Deepen statistical analysis for new insights
- Explore the use of alternative data sources



Inter-
connected
statistical
systems

- Deepen and strengthen participation in the NSS
- Promote standardisation across the statistical system
- Invest in strategic partnerships nationally and globally
- Envision the data ecosystem

Programme Management for the South African National Statistics System provides strategic direction and leadership for the programme.

Overall programme performance:

The South African National Statistics System achieved 100% of annual targets.

Subprogrammes:

Economic Subsystem coordinates the production of economic and environmental statistics amongst entities on the national statistics system. Key outputs included a clearance report for the Department of Science and Innovation's 2018/19 Research and Development Survey, a review of the Integrated Indicator Framework based on the Regional Indicative Strategic Development Plan (RISDP), indicators for the environmental sector and the signing of an MoU with the South African Reserve Bank (SARB) to formalise collaboration between Stats SA and the SARB.

Social Subsystem coordinates the production of social, governance, peace, justice and security statistics amongst entities on the national statistics system. Key outputs included a clearance report for the SAPS 2019/20 Crime Statistics, a review of the Integrated Indicator Framework based on RISDP indicators for the social and peace and justice sectors, and the signing of an MoU with the South African Medical Research Council.

Independent Quality Assessment assesses the quality of statistics of data producers and designates statistics as official. Key outputs included a quality assessment report for Electricity generated and available for distribution survey and a reviewed SASQAF (edition 3 version 2).

Statistical Reporting coordinates the reporting of statistics in fulfilment of the country's reporting obligations. A key output included a report on the legislative reform process.

Data and Information: coordinates and manages the transfer and sharing of data amongst entities on the national statistics system. Key outputs included the implementation of a dissemination portal for the Integrated Indicator Framework and the development and launching of an online SASQAF Self-Assessment System.

Response to prioritising women, youth and persons with disabilities: Not applicable.

Strategy to overcome areas of underperformance: Not applicable.

Changes to planned targets

Programme 7 contained a total of **6** indicators and **8** targets in the original Work Programme tabled in March 2020. The re-tabled Work Programme contained a total of **11** indicators and **11** targets.

The table below reports on outcomes, outputs, output indicators, targets, actual achievements, variances and reasons for deviations against the Work Programme re-tabled in July 2020.

WP No.	Outcome	Output	Output indicator	Audited actual performance: 2018/19	Audited actual performance: 2019/20	Planned annual target: 2020/21	Actual Achievement 2020/21	Deviation from planned target to actual achievement 2020/21	Reasons for deviations
--------	---------	--------	------------------	-------------------------------------	-------------------------------------	--------------------------------	----------------------------	---	------------------------

Programme 7: South African National Statistics System: (Subprogramme: Economic Subsystem)

32.1	Insightful data	Clearance report for economic statistics subsystem	Clearance report for economic statistics subsystem compiled	Applied clearance protocol to the DTS Research and Development Survey	Applied clearance protocol to the DTS Research and Development Survey	1 clearance report for economic statistics subsystem compiled by March 2021	Compiled clearance report for the Department of Science and Innovation's 2018/19 Research and Development Survey as scheduled		
32.2		Integrated indicator framework (IIF)	Integrated indicator framework (IIF) for economic statistics subsystem reviewed	Updated Integrated Indicator Framework	Updated Integrated Indicator Framework	1 integrated indicator framework (IIF) for economic statistics subsystem reviewed by March 2021	Reviewed the Integrated Indicator Framework based on the Regional Indicative Strategic Development Plan (RISDP) indicators for the environmental sector as scheduled		
32.3		MoU/SLA for economic statistics subsystem	Memorandum of Understanding MoU/SLA for economic statistics subsystem signed		Formalised partnerships with the Wits Health Consortium and the Department of Transport	1 MoU/SLA for economic statistics subsystem signed by March 2021	Signed MoU with the South African Reserve Bank to formalise collaboration between Stats SA and the SARB	Signed MoU earlier than scheduled in December 2020	Due to the availability of stakeholders

WP No.	Outcome	Output	Output indicator	Audited actual performance: 2018/19	Audited actual performance: 2019/20	Planned annual target: 2020/21	Actual Achievement 2020/21	Deviation from planned target to actual achievement 2020/21	Reasons for deviations
--------	---------	--------	------------------	-------------------------------------	-------------------------------------	--------------------------------	----------------------------	---	------------------------

Programme 7: South African National Statistics System: (Subprogramme: Social Subsystem)

33.1	Insightful data	Clearance report for social statistics subsystem	Clearance report for social statistics subsystem compiled	Applied clearance protocol to the DTS Research and Development Survey	Applied clearance protocol to SAPS Crime statistics	1 clearance report for social statistics subsystem compiled by March 2021	Compiled clearance report for the SAPS 2019/20 Crime statistics as scheduled		
33.2		Integrated indicator framework (IIF) for social statistics subsystem	Integrated indicator framework (IIF) for social statistics subsystem reviewed	Updated Integrated Indicator Framework	Updated Integrated Indicator Framework	1 integrated indicator framework (IIF) for social statistics subsystem reviewed by March 2021	Reviewed the Integrated Indicator Framework based on RISDP indicators for social and peace and justice sectors as scheduled		
33.3		MoU/SLA for social statistics subsystem	Memorandum of Understanding MoU/SLA for social statistics subsystem signed		Formalised partnerships with the Wits Health Consortium and the Department of Transport	1 SLA for social statistics subsystem signed by March 2021	Signed MoU with the South African Medical Research Council	Signed MoU earlier than scheduled in April 2020	Due to the availability of stakeholders

WP No.	Outcome	Output	Output indicator	Audited actual performance: 2018/19	Audited actual performance: 2019/20	Planned annual target: 2020/21	Actual Achievement 2020/21	Deviation from planned target to actual achievement 2020/21	Reasons for deviations
--------	---------	--------	------------------	-------------------------------------	-------------------------------------	--------------------------------	----------------------------	---	------------------------

Programme 7: South African National Statistics System: (Subprogramme: Independent Quality Assessment)

34.1	Insightful data	Quality assessment	Quality assessment conducted	Compiled SASQAF quality statements for the Income and Expenditure Survey and SAPS Crime Statistics	Compiled quality statements for the Living Conditions and the Mortality and Causes of Death surveys	1 SASQAF statement compiled by March 2021	Compiled quality assessment report for the Electricity generated and available for distribution survey as scheduled		
34.2		SASQAF review	SASQAF reviewed	Developed proposal for modernising the assessment process	Reviewed SASQAF	1 SASQAF (edition 3 version 2) reviewed by March 2021	Completed review of SASQAF as scheduled		

WP No.	Outcome	Output	Output indicator	Audited actual performance: 2018/19	Audited actual performance: 2019/20	Planned annual target: 2020/21	Actual Achievement 2020/21	Deviation from planned target to actual achievement 2020/21	Reasons for deviations
--------	---------	--------	------------------	-------------------------------------	-------------------------------------	--------------------------------	----------------------------	---	------------------------

Programme 7: South African National Statistics System: (Subprogramme: Statistical Reporting)

35.1	Interconnected statistical systems	Draft Bill submitted for approval	Number of reports on legislative reform compiled	A draft Bill on legislative changes was not submitted to Parliament. A presentation on the proposed changes was made to the Portfolio Committee	Compiled progress report on parliamentary process for Statistics Act amendments	1 report on legislative reform compiled by March 2021	Compiled report on legislative reform as scheduled		
------	------------------------------------	-----------------------------------	--	---	---	---	--	--	--

Programme 7: South African National Statistics System: (Subprogramme: Data and Information Management)

36.1	Insightful data	Integrated indicator framework (IIF) dissemination portal	IIF dissemination portal implemented	Expanded dissemination tool amongst SANSS members	Launched dissemination platform on SDGs for NSS data	1 IIF dissemination portal implemented by March 2021	Implemented dissemination portal for the Integrated Indicator Framework as scheduled		
36.2		Online system for SASQAF self-assessment	Online system for SASQAF self-assessment developed	Developed system specifications for SASQAF	Developed specifications for a SASQAF online assessment tool	1 online system for SASQAF self-assessment developed by March 2021	Developed, launched and implemented online SASQAF Self-Assessment system as scheduled		

LIST OF ABBREVIATIONS AND ACRONYMS

AC	Audit Committee
AENE	Adjustment Estimates of National Expenditure
AFASA	African Farmers' Association of South Africa
AFS	Annual Financial Statements
AG	Auditor-General
AGSA	Auditor-General South Africa
APN	Access Point Network
ASSD	Africa Symposium on Statistical Development
AUC	African Union Commission
BAUD	Barcoded Asset Audit
BDQAF	Botswana Data Quality Assurance Framework
BEE	Black Economic Empowerment
BPM	Business Process Management
BSF	Business Sampling Frame
CAPI	Computer-Assisted Personal Interview
CAWI	Computer-Assisted Web Interview
CCC	COVID-19 Crisis Steering Committee
CDC	Coega Development Corporation
CDC	Continuous Data Collection
CFO	Chief Financial Officer
CMPI	Construction Materials Price Indices
CoCA	Census of Commercial Agriculture

CoE	Compensation of Employees
Cogta	Cooperative Governance and Traditional Affairs
CPI	Consumer Price Index
CPS	Continuous Population Survey
CRM	Client Relationship Management
CRUISE	Centre for Regional and Urban Innovation and Statistical Exploration
DAFF	Department of Agriculture, Forestry and Fisheries
DCoG	Department: Cooperative Governance
DDG	Deputy Director-General
DEDT	Department of Economic Development and Tourism
DGDP	Departmental Growth and Development Plan
DHA	Department of Home Affairs
DPSA	Department of Public Service and Administration
DPW	Department of Public Works
DTS	Domestic Tourism Survey
EAP	Employee Assistance Programme
EC	Eastern Cape
EE	Employment Equity
EECC	Employment Equity Consultation Committee
ENE	Estimates of National Expenditure
EPWP	Expanded Public Works Programme
EU	European Union
Exco	Executive Committee
FET	Further Education and Training
FM	Facilities Management

FS	Free State
FTSM	Facilities, Transport and Security Management
GAF	Growth Accounting Framework
GDP	Gross Domestic Product
GDP _e	Gross Domestic Product (expenditure)
GDP _p	Gross Domestic Product (production)
GET	General Education and Training
GHS	General Household Survey
GIF	Geospatial Information Frame
GP	Gauteng
GPSJS	Governance, Public Safety and Justice System Survey
GSGF	Global Statistical Geospatial Framework
HDI	Historically Disadvantaged Individual
HH	Household
HOA	Homeowners Allowance
HOD	Head of Department
HR	Human Resources
HRD	Human Resources Development
HRM	Human Resource Management
IC	Independent Certifier
ICT	Information Communication Technology
IDP	Integrated Development Plan
IEC	Electoral Commission
IIA	Institute of Internal Auditors
IIF	Integrated Indicator Framework

IOM	International Organisation for Migration
IT	Information Technology
KZN	KwaZulu-Natal
LBOS	Lesotho Bureau of Statistics
LCS	Living Conditions Survey
LCSH	Library of Congress Subject Headings
LGI	Local Government Institutions
LP	Limpopo
MDEDT	Mpumalanga Department of Economic Development and Tourism
MDM	Mobile Device Management
MEBS	Mpumalanga Employment and Business Survey
MMS	Middle Management Staff
MoU	Memorandum of Understanding
MP	Member of Parliament
MP	Mpumalanga
MPPN	Multidimensional Poverty Peer Network
MPSA	Ministry for Public Service and Administration
MRI	Media Reputation Index
MTEF	Medium Term Expenditure Framework
NatJOINTS	National Joint Operational and Intelligence Structure
NC	Northern Cape
NCA&VES	Natural Capital Accounting and Valuation of Ecosystem Services
NCCC	National Corona Command Council
NDoH	National Department of Health
NDoT	National Department of Transport

NDP	National Development Plan
NIDS	National Income Dynamics Study
NHTS	National Household Travel Survey
NSA	Namibia Statistics Agency
NSDS	National Strategy for the Development of Statistics
NT	National Treasury
NTR	National Treasury Regulations
NW	North West
OECD	Organisation for Economic Co-operation and Development
OHSA	Occupational Health and Safety Act
OHS	Occupational Health and Safety
OMF	Operations Management Framework
OoSG	Office of the Statistician-General
PASA	Population Association of Southern Africa
PAPI	Paper-Assisted Personal Interview
PES	Post-enumeration Survey
PFMA	Public Finance Management Act
PGDP	Provincial Growth and Development Plan
PN	Place Name
PPI	Producer Price Index
PPP	Public-Private Partnership
PPFA	Preferential Procurement Policy Framework Act
PSETA	Public Service Sector Education and Training Authority
PSR	Public Service Regulation
PSU	Primary Sampling Unit

QES	Quarterly Employment Statistics
QFSM	Quarterly Financial Statistics of Municipalities
QLFS	Quarterly Labour Force Survey
QMS	Quality Management System
RISDP	Regional Indicative Strategic Development Plan
RMC	Risk Management Committee
RMSC	Risk Management Steering Committee
RSDS	Regional Strategy for the Development of Statistics
RTMC	Road Traffic Management Corporation
SA	South Africa
SABC	South African Broadcasting Corporation
SAC	Standards Approval Committee
SADC	Southern African Development Community
SADHS	South Africa Demographic and Health Survey
SAE	Small-area estimation
SALDRU	Southern Africa Labour and Development Research Unit
SAM	Social Accounting Matrix
SAMPI	South African Multi-dimensional Poverty Index
SAMRC	South African Medical Research Council
SANBI	South African National Biodiversity Institute
SANSS	South African National Statistics System
SAPS	South African Police Service
SARB	South African Reserve Bank
SARS	South African Revenue Service
SASA	South African Statistical Association

SASQAF	South African Statistical Quality Assessment Framework
SAT	South African Tourism
SAYP	Survey of Activities of Young People
SCM	Supply Chain Management
SDGs	Sustainable Development Goals
SDIP	Service Delivery Improvement Plan
SDLC	Standards Development Life Cycle
SEIA	Socio-Economic Impact Assessment
SESE	Survey of Employers and the Self-employed
SEZ	Special Economic Zone
SG	Statistician-General
SHaSA	Strategy for the Harmonisation of Statistics in Africa
SHERQ	Safety, Health, Environment, Risk, Quality
SICTA	Standard Industrial Classification of Tourism Activities
SIF	Spatial Information Frame
SITA	State Information Technology Agency
SIEM	Security Information and Event Management
SMS	Senior Management Staff
SO	Survey Officer
SOP	Standard Operating Procedure
SPC	Staff Placement Committee
Stats SA	Statistics South Africa
STI	Sexually Transmitted Infection
SUT	Supply and Use Table
SVC	Statistical Value Chain

SWTS	School to Work Transition Survey
TLU	Transvaalse Landbou-unie
TOSSD	Total Official Support for Sustainable Development
TUS	Time Use Survey
UIS	User Satisfaction Survey
UN	United Nations
UNGA	United Nations General Assembly
UNECA	United Nations Economic Commission for Africa
UNICEF	United Nations International Children's Fund
UNWDF	United Nations World Data Forum
USS	User Satisfaction Survey
VAS	Volunteer Activities Survey
VCT	Voluntary Counselling and Testing
VOCS	Victims of Crime Survey
WC	Western Cape
WP	Work Programme
WSP	Workplace Skills Plan
XMUVIs	Export and Import Unit Value Indices

